

# Plumeria Alba Latex as a New Plant Protease for Waragashi Cheese Production: A Comparative Assessment of Yield and Physicochemical and Textural Characteristics

Bankolé Ibidjokè Rachidatou<sup>1</sup>, Tchobo Fidèle Paul<sup>1, \*</sup>, Mazou Mouaïmine<sup>1</sup>,  
Hodonou Myriam Mondoukpè<sup>1</sup>, Durand Erwann<sup>2</sup>, Alitonou Guy Alain<sup>3</sup>

<sup>1</sup>Unit of Research in Enzymatic and Food Engineering, University of Abomey-Calavi, Cotonou, Benin

<sup>2</sup>Centre de Coopération Internationale en Recherche Agronomique Pour le Développement, Campus Supagro/INRA, Montpellier, France

<sup>3</sup>Recherch Unit of Plant Extracts and Natural Flavors, University of Abomey-Calavi, Cotonou, Benin

## Email address:

fideletchobo@gmail.com (T. F. Paul), fidele.tchobo@epac.uac.bj (T. F. Paul)

\*Corresponding author

## To cite this article:

Bankolé Ibidjokè Rachidatou, Tchobo Fidèle Paul, Mazou Mouaïmine, Hodonou Myriam Mondoukpè, Durand Erwann, Alitonou Guy Alain. Plumeria Alba Latex as a New Plant Protease for Waragashi Cheese Production: A Comparative Assessment of Yield and Physicochemical and Textural Characteristics. *Journal of Food and Nutrition Sciences*. Vol. 7, No. 5, 2019, pp. 73-78. doi: 10.11648/j.jfns.20190705.13

**Received:** August 5, 2019; **Accepted:** September 6, 2019; **Published:** October 23, 2019

**Abstract:** The Peuhl cheese (Waragashi, Warangachi, Wagashi, or Wara in local language) is a soft cheese with a high nutritional value, prepared by coagulation of whole milk under the action of calotropaine, a plant enzyme from *Calotropis procera*. In this study, *Plumeria alba* latex has been used as an alternative source of enzymes for the production of Waragashi cheese. The effect of temperature on the milk-clotting activity (MCA), as well as the physicochemical properties of the Waragashi cheeses were investigated and compared with the ones prepared with *C. procera* and *C. papaya* latices. *C. procera* and *C. papaya* latices exhibited a maximum MCA at temperatures close to 55°C, while *P. alba* latex exhibited a maximum MCA at temperatures close to 80°C. Waragashi cheese produced using *P. alba* showed textural properties comparable with those prepared using *C. procera*, while the yield of production varied as a function of the quantity of the different coagulants and milk temperature. The results of these studies, it is clear that the *P. alba* latex can be used to produce Waragashi cheese, similar to the latices of *C. procera* and *C. papaya*. the next challenge of this study is to verify the toxicity of *P. Alba* latex.

**Keywords:** Waragashi Cheese, Plant Proteases, Milk-clotting Activity

## 1. Introduction

The Peuhl cheese (Waragashi, Warangachi, Wagashi, or Wara in local language) is a soft cheese with a high nutritional value, prepared by coagulation of whole milk under the action of calotropaine, a plant enzyme from *Calotropis procera*. All parts of *C. procera* (leaves, stems, fruits, and latex) have been reported to exhibit coagulant activity on milk casein [1]; therefore, the entire plant is used for manufacturing cheese. However, the leaves and stems give approximately the same results, and the fruits are less effective, while the latex presents the greatest activity [1]. Despite being popular for its therapeutic

properties, the predation on the *C. procera* plant causes its depletion and gradual disappearance. In addition, the genetic erosion of the species will be detrimental to biodiversity, and especially to the survival of Peuhl communities. Nevertheless, the use of vegetable extracts as milk coagulants in soft cheese processing has been known since antiquity [2]. Milk coagulants of plant origin have been preferred over animal rennet, the use of which has been limited due to religious reasons, diet, or safety risks posed by genetically engineered foods [3]. In addition, experiments have demonstrated a better production of cheese with vegetable coagulants [2], as observed in the early maturation of Camembert cheese prepared with *Cynara* sp. (cardoon) extract in comparison

with animal rennet [3]. *Plumeria alba* is an interesting alternative because the properties of its latex are similar to that of *C. procera*.

The genus *Plumeria*, a shrub native to South America, is cultivated throughout the world as an ornamental plant [4]. From the West Indian islands, the genus *Plumeria* for the apocynaceae family is now widespread throughout the tropics. The stems of this genus are very thick and fleshy that bald during flowering, and have at their end bouquets of red, pink, yellow, orange or white flowers, depending on the species. For example, the flowers of *P. alba* are red, whereas those of *P. rubra* are white. The flowers of *Plumeria* sp. are used in foods (pastries and jams), in cosmetics and ornaments, or for the disinfectant properties of the essential oil extracted therefrom [4]. Its thick branches contain a milky latex that may be used to burn warts. Herein, the aim of this study was to use *P. alba* as a coagulant to substitute *C. procera*, for the production of Waragashi cheese. Moreover, a comparative assessment of the yields, physicochemical, and textural characteristics of cheese prepared with the latices of *P. alba*, *C. procera*, and *C. papaya* was performed.

## 2. Materials and Methods

### 2.1. Samples and Chemicals

The samples regroup essentially the milk, the latex of *Calotropis procera*, the latex of *Carica papaya* and the latex of *Plumeria alba*. The milk used for Waragashi preparation was obtained from a Peulh camp at Abomey-Calavi. The latex of *Calotropis procera*, of *Carica papaya* and *Plumeria alba* were taken at Abomey-Calavi campus and were used to clotting the milk. All chemical products were purchased from Sigma (Saint Quentin, France).

### 2.2. Experimental Design

For the optimization of efficacy of different coagulant into the production of waragashi, the experiments were conducted according to a central composite design with two variables. The central composite design predicts uniformly at all constant distances from the center points. The design was generated by Design Expert statistical software (version 6.0, Stat-Ease, Inc., Minneapolis, MN), (Table 1). The variables were process temperature (40°C-70°C) and coagulant quantity (5mL-25mL).

**Table 1.** Experimental design of process variables of experimental data for the yield of the production of waragashi.

Coded process variables		Uncoded process variables	
Milk temperature (x <sub>1</sub> )	Coagulant quantity (x <sub>2</sub> )	Milk temperature (X <sub>1</sub> ) °C	Coagulant quantity (X <sub>2</sub> ) mL
1	1	25	40
-1	1	15	70
0	1	15	55
1	1	25	70
1	1	5	70
0	1	15	55
1	1	5	40
0	1	15	55

Coded process variables		Uncoded process variables	
Milk temperature (x <sub>1</sub> )	Coagulant quantity (x <sub>2</sub> )	Milk temperature (X <sub>1</sub> ) °C	Coagulant quantity (X <sub>2</sub> ) mL
0	1	15	55
-1	1	25	55
0	1	15	55
-1	1	5	55
-1	1	15	40

### 2.3. Determination of Milk-Clotting Activity (MCA)

For MCA, 1 mL of latex or rachis' juice extract was mixed with 10 mL of low-fat (1g/100 mL) pasteurized milk (containing 0.02g/100 mL of CaCl<sub>2</sub>) and incubated among 40 and 80°C. The period elapsed from the time when the coagulant was added and when milk clotting occurred was registered as the clotting time *t* (s). The clotting time was determined in triplicates at each temperature and the experiment was repeated three times in different days. The MCA was defined in terms of Soxhlet units (US) as the quantity of protein present in 1 mL, needed to coagulate 1 mL low fat milk in 40 min (2400 s) at each temperature evaluated.

$$MCA(US) = \frac{2400}{t} \times \frac{S}{E}$$

Where *t* = clotting time (s); *S* = volume of milk (mL); *E* = volume of extract or latex (mL).

### 2.4. Manufacture of Waragashi

Fresh cow milk is lightly heated at SM-8B Water Bath Microfield instrument England and coagulates with latex of ones of coagulant for 10 minutes. The obtained coagulum was straining after 10 other minutes of heat at 100°C on the heating plate (CAMAG TLC PLATE HEATER III). The waragashi was left at drainage for one hour before it weighing. Coagulants were added to heated milk according to the experimental design with two factors (temperature, amount of coagulant) generated by Design Expert statistical software (version 6.0, Stat-Ease, Inc., Minneapolis, MN).

### 2.5. Physico-chemical Analysis

Total solids content and acidity was determined according to the methods described by [5]. Cheese samples were analyzed for pH values by using a digital pH-meter (HANNA HI 98129). The fat was extracted from cheese in a soxhlet extractor with petroleum ether. The fat content was gravimetrically measured after the removal of the solvent by the rotary evaporation under a vacuum. The total ash is determined by gravimetry according to standard [5]. Color varieties of different types of waragashi was measured using a colorimeter CR400 (KONICA MINOLTA SENSING, INC) in the trichromatic system (L\*, a\* and b\*) in accordance with standards of the International Committee. The maximum shear force was measured using a texturometer brand LF plus (LLOYD instruments, AMETEK Compagny) equipped with a probe of triangular Warner Bratzler shear type. The elongation speed of the machine was applied to 62 mm/min.

The maximum strength was expressed in Newton. For samples of fresh cheese, the dimensions are used ( $3 \times 2.5 \times 2.5$ cm) (length  $\times$  width  $\times$  height). The central part of Waragashi was cut into cubes ( $1\text{cm}^3$ ) with an ultrathin stainless sheet before evaluation. All physico-chemical analysis tests were conducted in triplicate.

$$Y_K = a_{k0} + \sum_{i=1}^n a_{ki}X_i + \sum_{i=1}^n a_{kii}X_i^2 + \sum_{i=1}^{n-1} \sum_{j=i+1}^n a_{kij}X_iX_j + e_k$$

where  $Y_k$  is the response variable ( $Y_1$ ,  $Y_2$ ,  $Y_3$  and  $Y_4$  were the yields of waragashi respectively based on *C. procera*, *P. alba*, *C. papaya* and *A. comosus*),  $x_i$ 's represent the coded independent variables ( $x_1$  = Milk temperature and  $x_2$  = Coagulant quantity); and  $a_{k0}$  is the value of fitted response at the center point of design, i.e., point (0,0,0),  $a_{ki}$ ,  $a_{kii}$  and  $a_{kij}$  were the linear, quadratic and cross-product regression coefficients, respectively. The signs of these coefficients are used to highlight the synergy (+sign) and the antagonist (-sign) variables controls.

The results were statistically processed by analysis of variance to assess the influence of the control variables on the responses observed. Tests and multiple regression curve

## 2.6. Statistical Analysis and Optimization

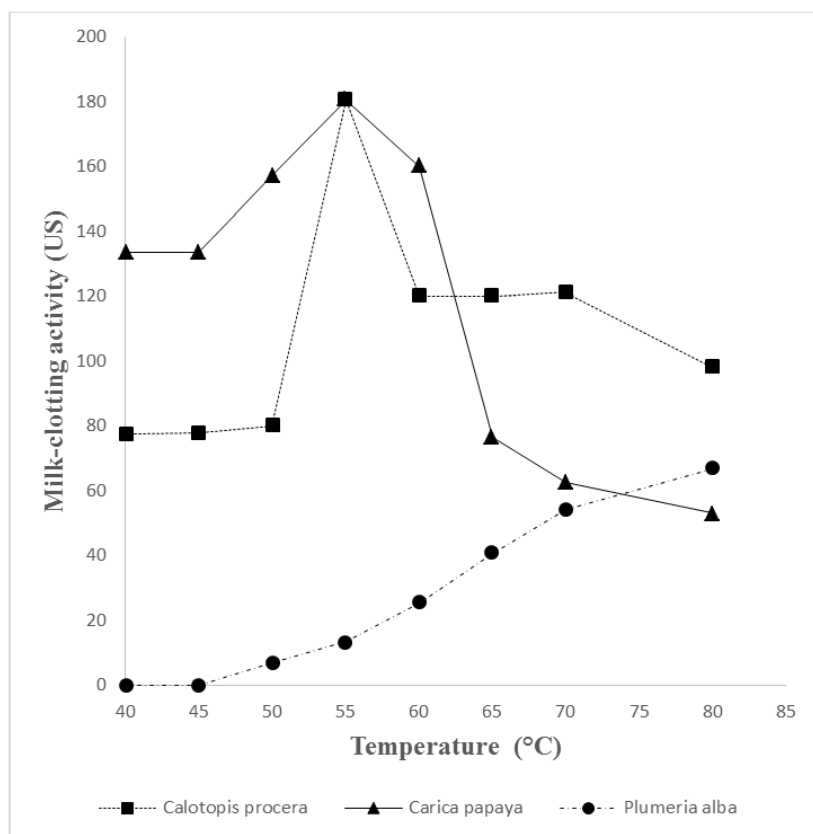
The second-order polynomial equation was fitted to the experimental data of each dependent variable as given below:

plot of response surfaces were used to develop mathematical models to simulate the experimental phenomenon. The software Statgraphics Plus 3.0 (Statgraphics, 1997) and Statistica (StatSoft, 1995) were used for this purpose.

## 3. Results and Discussion

### 3.1. Milk-clotting Properties of Plant Extracts

The effect of temperature on the milk-clotting activity (MCA) of *P. alba*, *C. papaya*, and *C. procera* latices are shown in Figure 1.



**Figure 1.** Temperature effect on the milk-clotting activity (MCA) of *Calotropis procera*, *Plumeria alba* and *Carica papaya* latex.

The MCA relative percentage (%) represents the mean of three independent determinations performed in triplicate for each fresh plant extract. The maximum MCA (100%) was determined for each plant extract. Bars represent standard deviations. The latices of *C. procera* and *C. papaya* exhibited a maximum MCA at temperatures close to 55°C, whereas the

maximum MCA for the *P. alba* latex was observed at approximately 80°C. Similar observations have also been reported in previous studies [6]. The optimum temperature for MCA of the extracts depends on several factors, such as the plant source, plant tissue, concentration of extract, and type of protease [7]. As expected, differences in MCA (Figure 1) were

found between the three plant extracts, which can be attributed to the differences in their enzymatic activity and protease content. The types of proteases (e.g., cysteine, serine, and aspartic) and their specificity are of great relevance and define their use in food processing. However, at high temperatures, the coagulation process slows down [8]. MCA is also dependent on the concentration of enzymes, and the milk-clotting time decreases with increasing enzyme concentration [9]. This observation is linked to the increase in the k-casein proteolytic activity, although there is no direct proportionality between these values [10] and the yield of Waragashi cheese. Thus, our results were consistent with the model proposed by van Hooydonk and Walstra [11], which revealed clotting time as a function of the reciprocal enzyme concentration.

**Table 2.** Regression summaries for yield and analysis of variance for production of Waragashi ( $Y=a_0+a_1x_1+a_2x_2+a_3x_1^2+a_4x_2^2+a_5x_1x_2$ ).

Coefficients	<i>Calotropis procera</i>		<i>Plumeria alba</i>		<i>Carica papaya</i>	
	CR	P	CR	P	CR	P
$a_0$	34.7319	0.269	-94.088	0.056	44.3108	0.061
$a_1$	-0.4585	0.636	1.1382	0.417	2.5555	0.005*
$a_2$	-0.3307	0.766	3.1682	0.075	-1.3197	0.115
$a_3$	-0.0724	0.012*	-0.0166	0.604	-0.0708	0.002*
$a_4$	-0.0004	0.965	-0.0278	0.078	0.0125	0.097
$a_5$	0.0341	0.024*	0.0103	0.561	-0.019	0.053
$R^2$	0.88		0.86		0.92	

\* = significant at 5% level of confidence interval.

Cheese yield also depends on factors such as milk quality, milk composition, heat treatment of milk, the type of cheese, and processing method. The simplest procedure to prepare cheese has been previously described by [14]. In the present

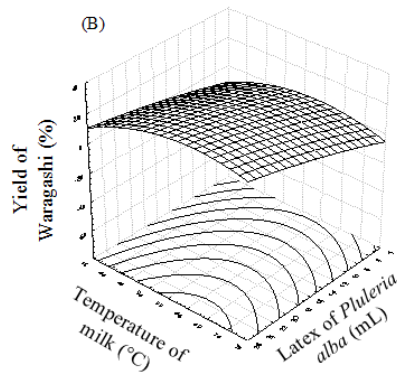
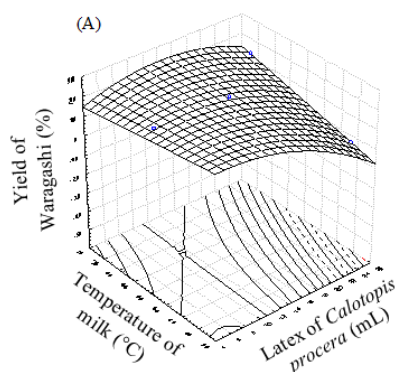
### 3.2. Cheese (Waragashi) Curd Yield

Plant coagulants are an effective substitute for chymosin in the cheese-making process. For example, *C. procera* has been used for a long time by the Peulh community (West Africa) for Waragashi cheese production. Meanwhile, the potential of plant coagulants for such applications depend on their catalytic properties, stability, and specificity, as these factors can affect yield and sensory properties of the cheese [12]. Generally, chymosin is considered to exhibit proteolytic specificity well-suited for clotting bovine milk, offering the best yields during the cheese-making process [12, 13]. As shown in Table 2, there were significant differences in curd yield ( $p<0.05$ ) between the different types of coagulant.

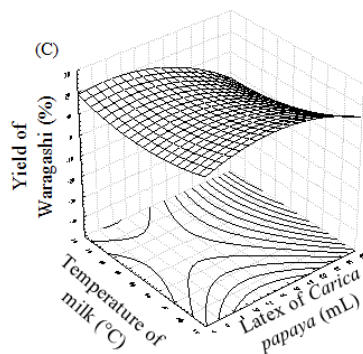
study, multiple regression analysis was used to develop models that simulate the evolution of the production yield of Waragashi cheese depending on the temperature and amount of the coagulant (Figure 2 A C).

$$Y_1 (C. procera) = 34,7319 - 0,4585X_1 - 0,3307X_2 - 0,0724X_1^2 - 0,0004X_2^2 + 0,0341X_1X_2$$

$$Y_2 (P. alba) = -94,088 + 1,1382X_1 + 3,1682X_2 - 0,0166X_1^2 - 0,0278X_2^2 + 0,0103X_1X_2$$



$$Y_3 (C. papaya) = 44,3108 + 2,5555X_1 - 1,3197X_2 - 0,0708X_1^2 + 0,0125X_2^2 - 0,019X_1X_2$$



**Figure 2.** Evolution of Waragashi yield according to the quantity of coagulant and the temperature of milk.

The developed models demonstrated regression coefficients greater than 0.75 (Table 2), indicating a good fit with the experimental phenomenon [16]. Analysis of Figure 2A showed that the variation of production depended on the variables by 88% (temperature of milk and quantity of *C. procera* latex). The linear and quadratic terms of the amount of *C. procera* latex exhibit a significant ( $p<0.05$ ) and antagonist influence on the yield of Waragashi. The increase in the amount of *C. procera* latex from 5 to 25 mL resulted in a gradual decrease in yield. In addition, the increasing milk temperature (40–70°C) with small amounts of *C. procera* latex (5–14 mL) did not significantly influence the yield. Furthermore, the interaction between these two parameters (temperature of milk and quantity of *C. procera* latex) had a significant and synergistic influence on the yield of Waragashi cheese. The highest yield for this coagulum was obtained below 60°C with less than 12 mL of *C. procera*.

The temperature of the milk and amount of *P. alba* latex affected the yield of Waragashi cheese by 86% (Figure 2B). The linear terms of the temperature and amount of *P. alba* latex positively affected the yield, while the quadratic terms exhibited a negative influence. However, these effects were not statistically significant ( $p>0.05$ ). The increase in the amount of *P. alba* latex from 5 to 25 mL, followed by a

concomitant increase in temperature from 40 to 70°C, led to an increase in production efficiency, thereby highlighting the positive interaction between these two parameters (temperature of milk and amount of *P. alba* latex) on the yield.

The change in the yield of Waragashi cheese were 92% and 95% dependent on the temperature of the milk and quantity of the latex of *C. papaya* (Figure 2C), respectively. The linear term of temperature in the regression equation for the *C. papaya* latex exhibited a significant influence ( $p<0.05$ ), but synergistic effect on the yield of Waragashi cheese. Similarly, the quadratic term of the temperature of each of these equations exhibited a significant influence ( $p<0.05$ ), but antagonistic effect on the yield of Waragashi cheese. However, the linear term of amount for *C. papaya* latex negatively influenced the performance. Furthermore, the interaction between the two parameters (temperature of milk and amount of *C. papaya* latex) exhibited an antagonistic effect on the yield.

### 3.3. Physicochemical Characteristics of Waragashi Cheese

Table 3 shows the physicochemical characteristics of the Waragashi cheese produced with different latices.

**Table 3.** Physico-chemical characteristics of waragashi produced with different latex.

Waragashi	Dry matter (%)	Ash (%) d. b	Fat (%) d. b	Protein (%) d. b	Total sugar (%) <sup>a</sup> d. b	Total acidity (%) d. b	pH
<i>Calotropis procera</i> latex	37.46±0.90a	5.22±0.01a	19.67±0.20a	23.11±0.21a	14.54±0.25a	0.12±0.04a	6.14±0.03a
<i>Carica papaya</i> latex	35.35±0.12b	5.79±0.14a	21.73±0.19a	19.36±0.17b	17.77±0.31b	0.05±0.01b	6.68±0.04b
<i>Plumeria alba</i> latex	32.91±0.89c	6.64±0.04b	12.97±0.15b	24.21±0.13a	23.26±0.20c	0.10±0.12b	6.30±0.01c

**Table 4.** Texture and color profile of waragashi produced with different latex

Waragashi	Color			Texture (N)
	L*	A*	B*	
<i>Calotropis procera</i> latex	74.87±0.08a	-1.94±0.02a	21.11±0.11a	1.89±0.97a
<i>Carica papaya</i> latex	94.47±1.25b	-2.55±0.02b	13.16±0.04b	2.65±1.51a
<i>Plumeria alba</i> latex	94.26±0.22b	-2.50±0.03b	12.58±0.11b	1.34±0.69a

The mean values followed by same letter in the same column are not significantly different ( $p<0.05$ ).

<sup>a</sup> = by difference

L\* = brightness; A\* = red indicator; B\* = yellow indicator

Dry matter, ash, fat, protein, total acidity content, and pH were determined for the Waragashi cheese, while total sugar was determined by differences on each Waragashi. The dry matter obtained was 37.46%, 35.35%, and 32.91% for the Waragashi cheese prepared from the lattices of *C. procera*, *C. papaya*, and *P. alba*, respectively. No statistically significant result ( $p>0.05$ ) of the Waragashi cheese prepared from the lattices of *C. papaya* and *P. alba* was obtained. The protein content varied for each Waragashi cheese, ranging from 19.36 to 24.21%. The highest value was obtained for the Waragashi cheeses made from *P. alba*. This result was statistically different for those prepared with *C. papaya* latex, but not different for the one prepared with *C. procera* latex. Similarly, the protein, ash, fat, and total sugar content varied as a function of the different coagulants. Meanwhile, the dry matter, pH, total acidity, and sugar and ash content of the

Waragashi cheese were similar to those reported by Mazou *et al.* [14].

### 3.4. Waragashi Cheese Texture and Color Profile Analysis

The results of the texture and color profile analysis of Waragashi cheese produced from the different lattices are shown in Table 4. The hardness of the Waragashi cheese varied as a function of the different coagulants, ranging from 1.34 to 2.65 N. The highest value was obtained for the Waragashi cheese prepared with *C. papaya* latex, while those prepared with *C. procera* and *P. alba* lattices showed the lowest value (1.89 and 1.34 N, respectively). However, all of these values were not significantly different ( $p>0.05$ ). These results were in accordance with those of the dry matter for each Waragashi cheese. Fresh curds usually present low hardness, which is related to their high moisture content (55–65%) and loose

structure [6, 15] It has been reported that fresh curd (3-h old) showed hardness values as low as 1.3 N [17].

The brightness (L\*), red indicator (a\*), and yellow indicator (b\*) of each Waragashi cheese were also investigated (Table 4). As shown, all of the Waragashi cheeses were white and light. The brightness varied between 74.87 and 94.47. The highest value was obtained for the Waragashi cheese prepared with *C. papaya* latex, which indicated that it was lighter than the others. However, the brightness of the Waragashi cheese prepared with *P. alba* latex was not significantly different ( $p>0.05$ ) from that prepared with *C. papaya* latex. All Waragashi cheeses exhibited negative values for the red indicator, which indicated that the Waragashi cheese produced was not red but tended to be yellow.

## 4. Conclusion

The results of these experiments clearly indicate that, similar to the latices of *C. procera* and *C. papaya*, the *P. alba* latex can be used to produce Waragashi cheese. However, due to the diversity of the physicochemical characteristics of Waragashi cheese produced from different coagulants, a comparative study of the cheese microscopic structures should be carried out to appreciate the modifications that were made. Similarly, the identification of *P. alba* latex proteins responsible for milk coagulation should be considered.

## Conflicts of Interest

The authors declare no conflicts of interest.

## References

- [1] Farid, B, Lamine, B, Hyacinthe, A, Innocent, B, Bénédicte, C, Fatiou, T. and Ambaliou S. (2007). Propriétés coagulantes de *Calotropis procera* et ses possibilités d'utilisation en industrie agro-alimentaire. *Revue CAMES Série A*, 5; 7-12.
- [2] Adetunji, V. O. and Salawu, O. T. (2008). West African soft cheese 'wara' processed with *Calotropis procera* and *Carica papaya*; A comparative assessment of nutritional values. *African Journal of Biotechnology* 7 (18); 3360-3362.
- [3] Roseiro, L. B, Barbosa, M, Ames, J. and Wilbey, A. (2003). Cheesemaking with vegetable coagulants-the use of *Cynara L.* for the production of ovine milk cheese. *International Journal of Dairy Technology* 56; 76-85.
- [4] Emmanuelle C. (2008). Plantes laticifères; Mise en évidence et applications des activités lipasiques de *Carica pentagona* et *Plumeria rubra*. Université Montpellier II sciences et techniques du Languedoc. École Doctorale; Sciences des procédés-Sciences des aliments, 154 pp.
- [5] AOAC. (1990). Official Methods of Analysis. 15th edition. Association of Official Analytical Chemists, Gaithersburg, MD.
- [6] Miguel, A. M, Teresa, C. P, María, E. L, Juan, C. R, María, J. T, Aarón, F. G. and Belinda, V. (2013). Comparison of the milk-clotting properties of three plant extracts. *Food Chemistry* 141; 1902-1907.
- [7] Silvestre, M, Carreira, R, Silva, M, Corgosinho, F, Monteiro, M. and Morais, H. (2012). Effect of pH and temperature on the activity of enzymatic extracts from pineapple peel. *Food and Bioprocess Technology*. 5; 1824-1831.
- [8] Soledad, C, Lara, S, Dorotea, L. and Jose, N. R. (2007). Characterization of the milk-clotting properties of extracts from artichoke (*Cynara scolymus*, L.) flowers. *International Dairy Journal* 17; 1393-1400.
- [9] Chitipityol, S. and Crabbe, M. J. C. (1998). Chymosin and aspartic proteinases. *Food Chemistry* 61; 395-418.
- [10] Lopez, M. B, Lomholt, S. B, Qvist, K. B. (1998). Rheological properties and cutting time of rennet gels. Effect of pH and enzyme concentration. *International Dairy Journal* 8; 289-293.
- [11] van Hooydonk, A. C. M. and Walstra, P. (1987). Interpretation of the kinetics of the renneting reaction in milk. *Netherlands Milk Dairy Journal* 41; 19-47.
- [12] Jacob, M, Jaros, D. and Rohm, H. (2011). Recent advances in milk clotting enzymes. *International Journal of Dairy Technology* 64; 14-33.
- [13] Vallejo, J, Ageitos, J, Poza, M. and Villa, T. (2012). Short communication; A comparative analysis of recombinant chymosins. *Journal of Dairy Science* 95; 609-613.
- [14] Mazou, M, Tchobo, F. P, Degnon, G, Mensah, A. and Soumanou, M. (2012). Effect of temperature and salt on the quality of waragashi cheese during storage in Benin Republic. *African Journal of Food Science* 2; 494-499.
- [15] Tunick, M. and Van Hekken, D. (2010). Rheology and texture of commercial queso fresco cheeses made from raw and pasteurized milk. *Journal of Food Quality* 33; 204-215.
- [16] Henika, R. G. (1982). Use of the surface response methodology in sensory evaluation. *Food Technol.* 36; 96-102.
- [17] Katsaros, G. I, Tavantzis, G. and Taoukis, P. S. (2010). Production of novel dairy products using actinidin and high pressure as enzyme activity regulator. *Innovative Food Science and Emerging Technologies* 11; 47-51.