

A Comparative Study of the Use of Alligator Pepper Pods and Mango Peels Extracts as Corrosion Inhibitor on Carbon Steel in Acidic Medium

Azike Rowland Ugochukwu¹, Azuokwu Augustine Azubike^{1,*}, Odisu Teddy², Nikoro Oghenetajiri¹

¹Department of Chemical and Petroleum Engineering, Igbinedion University, Okada, Nigeria

²Department of Chemical Engineering, Federal University of Petroleum Resources, Effurun, Nigeria

Email address:

aazuokwu@gmail.com (Azuokwu Augustine Azubike)

*Corresponding author

To cite this article:

Azike Rowland Ugochukwu, Azuokwu Augustine Azubike, Odisu Teddy, Nikoro Oghenetajiri. A Comparative Study of the Use of Alligator Pepper Pods and Mango Peels Extracts as Corrosion Inhibitor on Carbon Steel in Acidic Medium. *Journal of Energy, Environmental & Chemical Engineering*. Vol. 8, No. 2, 2023, pp. 45-52. doi: 10.11648/j.jeece.20230802.13

Received: June 11, 2023; Accepted: June 30, 2023; Published: July 11, 2023

Abstract: Carbon steel enjoys wide usage across many industries and sectors due to the wide range of its mechanical characteristics and costs. However, carbon steels are highly prone to corrosion. Corrosion is an undesirable process with devastating consequences. While there are several methods of preventing corrosion, corrosion control using extracts of plant seeds, fruits, flowers, leaves, barks and roots has been attracting attentions due to environmental, cost and sustainability concerns. However, some of these plant materials particularly the seeds and fruits have great economic values due to nutritional, medical and socio-cultural usefulness. Hence the need to use extracts from their wastes (peels and pods). In this study the use alligator pepper pods and mango peels extracts as anti-corrosion agents on carbon steel in acidic environment were analysed and compared. Results showed that the alligator pepper pod and mango peel extracts contained phytochemicals capable of inhibiting corrosion. The mango peels contained higher contents of alkaloids, flavonoids, saponins, and terpenoids compared to alligator pepper pod extracts. The glycosides, phenols and tannins contents of alligator pepper pod extracts were slightly higher than those in mango peels extracts. Results of the corrosion tests showed that carbon steel is prone to corrosion in acidic medium. Further outcome of the study also showed that both extracts are efficient in inhibiting carbon steel corrosion in HCl solution. The corrosion prevention efficiency of alligator pepper pods and mango peels extracts are comparable, but that of mango peels is slightly better. Results of this study showed that corrosion inhibition efficiency of the extracts decreases with time but increases with concentration.

Keywords: Corrosion, Alligator Pepper Pod, Mango Peel, Extracts, Acidic Medium, Phytochemicals, Inhibition Efficiency

1. Introduction

Carbon steel enjoys wide usage across many industries and sectors due to the wide extents of its mechanical properties, one of which is the strength. In addition, carbon steels are readily available, ease to fabricate, and usually have lowest initial cost. However, carbon steels are very susceptible to corrosion [1]. Corrosion is an undesirable process. It involves deterioration or degradation of metal by chemical / electrochemical reaction between metal and its environment [2].

The consequences of corrosion are numerous. However, the

major consequences of corrosion are economic costs; structural failures; life-threatening accidents, loss of lives; threats to the ecosystem and environmental damages [2].

There are several ways of preventing corrosion. These include material selection, coatings, inhibitors, cathodic protection, and design among others. Corrosion inhibitors such as silicates, phosphates, nitrites, and organic amines etc. are commonly used to reduce the rate of corrosion of carbon steel in corrosive environment [3]. However, some of these conventional inhibitors are known to exert toxic effect to human and the environment [4]. Thus, effort is being directed to develop bio-based inhibitors commonly obtain from plant

extracts and other natural products [5-9]. These materials have many benefits such as eco-friendly, low cost, highly sustainable and available, and highly renewable. In addition, these plant materials contain substances and phytochemicals known for anticorrosive activities [10, 4, 11]. These substances and phytochemicals include phenols, tannins, oils and fats, etc. They have been effectively used inhibit metallic corrosion [12].

Therefore, current researches focus on the utilization of plant extracts as a source of green corrosion inhibitor that might effectively replace convectional anticorrosive chemicals as well as eliminate their negative impacts. [13-15, 3].

Several extracts of plant materials (seeds, fruits, flowers, leaves, barks and even the roots) are known to inhibit corrosion [16-21, 1]. However, some of plant materials particularly the seeds and fruits are known to have great economic values; some are edible and some are trade-medically or socio-culturally useful [22-23, 20, 24]. It is therefore imperative to evaluate the suitability of using the extracts obtain from parts of seeds and fruits that are not useful or considered as wastes (such as the peels and pods) as corrosion inhibitors. Thus in this study, the use alligator pepper (*Aframomum melegueta*) pods and mango (*Mangifera indica*) peels extracts as anti-corrosion agents on carbon steel in an acidic medium were analysed and compared.

2. Materials and Methods

2.1. Materials and Apparatus

The major materials that were used in the study were alligator pepper pods, mango peels and carbon steel (A-285-GR) samples. The alligator pepper pods and mango peels were obtained from the local community (Okada town, Ovia North East Local Government, Edo State, Nigeria). Carbon steel (A-285-GR) samples were obtained from the oil refinery. All reagents (analytical grades) and apparatus used were provided by Chemical Engineering Laboratory of the Igbinedion University, Okada. The materials, reagents and apparatus are shown in Table 1 and Table 2.

Table 1. Materials Used.

Materials	Remarks
Alligator Pepper Pods	For formulation of corrosion inhibitor
Mango Peels	For formulation of corrosion inhibitor
Carbon Steel (A-285-GR)	Carbon steel sample
Hydrochloric Acid	Source of corrosive
Distilled water	Washing
Acetone	Cleaning of specimen
Ethanol	Solvent for extraction
Carbon steel	Specimen for corrosion analysis
Soft brush	For cleaning

Table 2. Apparatus.

Materials	Remarks
Beaker	This was used for holding and measuring liquids
Conical flask	This was used for mixing and preparing solutions
Measuring cylinder	This was used for measuring quantities of liquid samples

Materials	Remarks
Heating mantle	Used in during heating.
Weighing balance	This was used to measure the weight of samples.




Figure 1. (a) Alligator Peppers (b) Mangoes.

2.2. Methods

2.2.1. Preliminary Preparation of Carbon Steel Specimen

A carbon steel sample (A-285-GR) was obtained from the oil refinery. Each carbon steel sample was cleaned and dried with tissues before each test. The sample was polished with grit abrasive sandpaper, washed with tap water and then distilled water, and then degreased with acetone and dried again.

2.2.2. Preparation of Plant Samples

Unwanted materials in the alligator pepper pods and mango peels were removed by thoroughly washing the pods and the peels with running water. After being cleaned, the samples were cut into little pieces and dried in an oven at 45°C separately and grinded into fine small particles. The samples were stored in different containers before use.

2.2.3. Solvent Extraction

The pulverized alligator pepper pods and mango peels extract were separately extracted with the use of soxhlet extractor available in the Chemical Engineering Laboratory, Igbinedion University, Okada. Mango peel powder and alligator pepper pods powder weighing 25g each were separately added to different 500mL round-bottom flask filled with 300mL of 70% ethanol. To reduce solvent losses, a reflux condenser was attached to the flask and cold water was allowed to pass through it. The apparatus was set up in a heating mantle, and the pulverized alligator pepper pods and mango peels were extracted individually and thoroughly by heating the solution under reflux at 78°C.

The refluxed solutions were filtered using filter paper after being allowed to cool overnight. A rotary evaporator was used to purified the extracts.

2.2.4. Phytochemical Analysis

Qualitative phytochemical analysis

The phytochemical screenings of the extracts were conducted to determine the major groups of active chemical constituents present in the extracts. The presence of alkaloids, flavonoids, glycosides, phenols, reducing sugars, saponins, tannins, terpenes etc. were determined following the standard qualitative phytochemical screening procedures described by

these authors [25-30].

Quantitative phytochemical analysis

Standard quantitative phytochemical analysis procedures as described by [25-30] were adopted.

2.2.5. Corrosion Tests (Weight Loss / Gravimetric Test)

The weight loss or gravimetric approach was used. Rectangular coupons of dimensions of 40mm x 20mm x 2mm were cut from the carbon steel using a rotary metal cutter. A hole of about 0.35cm was then drilled on each coupon using twist drill bits. The coupons were physically cleaned, ethanol-degreased, washed with distilled water, acetone-dried and then weighed.

As shown in Figure 3, the coupons were suspended using nylon thread in a 100ml beaker containing 100ml of HCl (hydrochloric acid) that contain various inhibitors at varied concentrations for periods of 48, 96, 144, 192, and 240 hours at a temperature of 30°C. The samples were retrieved at designated intervals, dipped in distilled water, scrubbed gently to remove any remaining acid and inhibitors, dried in acetone, and then reweighed [31].

Effect of inhibitor concentration

The effect of the inhibitor's concentration was examined by increasing its concentration from 2500ppm to 22,500 ppm with a step size of 5000ppm at the specified temperature.

Effect of immersion time

The effect of the exposure time was also examined by varying the exposure time from 48 hours to 240 hours with a step size of 48 hours at the specified temperature.



Figure 2. Carbon steel coupons.




Figure 3. Corrosion Tests Setup.

The area of the coupon is given by:

$$A = 2(xy + yz + xz) \quad (1)$$

Where:

A = total area of carbon steel coupon (cm²)

x = breadth of carbon steel coupon (cm)

y = length of carbon steel coupon (cm)

z = thickness of carbon steel coupon (cm)

Weight loss is calculated as follows:

$$\text{Weight Loss} = \text{Weight before Immersion} - \text{Weight after Immersion} \quad (2)$$

The corrosion rate (CR) and metal loss (ML) were calculated as follows:

$$\text{Corrosion Rate (CR)} = \frac{\text{Weight Loss (g)} \times K_1}{\text{Alloy Density (g/cm}^3) \times \text{Exposed Area (cm}^2) \times \text{Exposed Time (hr)}} \quad (3)$$

$$\text{Metal Loss (ML)} = \frac{\text{Weight Loss (g)} \times K_2}{\text{Alloy Density (g/cm}^3) \times \text{Exposed Area (cm}^2)} \quad (4)$$

Where K_1 and K_2 are 8.75×10^4 and 10 respectively.

The inhibitor Efficiency was calculated by:

$$\text{Inhibitor efficiency (\%)} = \left(\frac{CR_{\text{uninhibited}} - CR_{\text{inhibited}}}{CR_{\text{uninhibited}}} \right) \times 100 \quad (5)$$

Where:

$CR_{\text{uninhibited}}$ is the corrosion rate of the uninhibited system

$CR_{\text{inhibited}}$ is the corrosion rate of the inhibited system

3. Result and Discussion

3.1. Result of Phytochemical Analysis

Results of the qualitative phytochemical analysis (Table 3) showed that the alligator pepper pod and mango peel extracts contained alkaloids, flavonoids, glycosides, phenols, saponins, tannins, and terpenoids. Plant materials are known to contain different substances and organic compounds (e.g. alkaloids,

flavonoids, glycosides, phenols, pigments, organic and amino acids, reducing sugars, saponins, tannins, terpenes etc.) that inhibit corrosion [32-36].

Results of the quantitative phytochemical analysis (Table 4) showed that extracts of mango peels contained higher contents of alkaloids, flavonoids, saponins, and terpenoids compared to alligator pepper pod extracts. The glycosides, phenols and tannins contents of alligator pepper pod extracts were slightly higher than those in mango peels extracts.

Table 3. Apparatus. Phytochemical Constituents of Alligator pepper pod and Mango extracts.

Constituent	Alligator pepper pod Extract	Mango peel extract
Alkaloids	++	+++
Flavonoids	++	+++
Glycosides	+	+
Phenols	+++	++
Saponins	+	+++
Steroids	-	-
Tannins	++	+
Terpenoids	+	+

Keys: +++ indicate highly present, ++ indicate moderately present, + indicate slightly present and - indicate absent

Table 4. Phytochemical Composition of alligator pepper pod and mango peel extracts on dry weight basis expressed as mg/100g.

Constituent	Alligator pepper pod Extract	Mango peel extract
Alkaloids	3.60±0.20	6.25±0.10
Flavonoids	3.60±0.10	5.37±0.40
Glycosides	0.016±0.10	0.01±0.10
Phenols	2.24±0.10	1.90±0.10
Saponins	3.47±0.30	9.35±0.20
Steroids	-	-
Tannins	1.50±0.20	1.20±0.10
Terpenoids	0.18±0.10	0.19±0.10

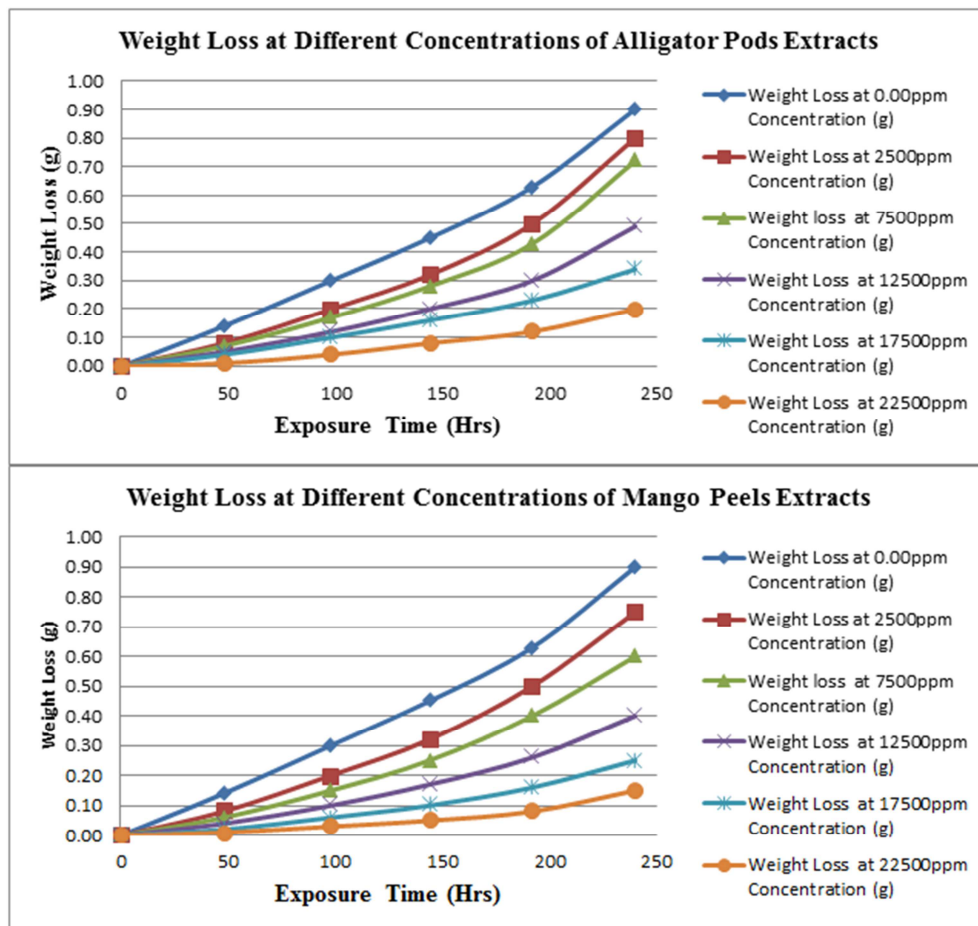
3.2. Results of Corrosion Tests

The results of the comparative analyses of the weight loss,

metal loss, rates of corrosion and the efficiency of the inhibitor at different concentrations of alligator pods and mango peels extracts are shown in Figure 4, Figure 5, Figure 6 and Figure 7 respectively. The figures showed that carbon steel is highly corroded in acid solutions. Results of the investigation further revealed that Alligator pepper pods and Mango peels extracts exhibited efficient ability in inhibiting corrosion on carbon steel in HCl medium. This buttress that fact that Mango peels extracts is good corrosion inhibitor [7].

Results of the study also showed that weight loss, metal loss and the rate of corrosion decreases with increasing concentration of the inhibitors. Results further showed that the corrosion inhibition efficiency of the extracts decreases with time but increases with concentration.

The corrosion inhibition efficiency of alligator pepper pod extracts and mango peels extracts are comparable, however, the Mango peels extracts exhibited slightly higher results. For example, the best results are 92.86% and 85.71% for Mango peels and Alligator pepper extracts respectively at 22500 ppm concentration. The performances of the extracts as corrosion inhibitors are related to the nature and the amount of phytochemicals they contained. Alkaloids, flavonoids, Glycosides, polyphenols, saponins, steroids, tannins, terpenoids etc. have proven to efficient corrosion inhibitors [37-39, 13, 40-42, 15].

**Figure 4.** A comparative analysis of weight loss at different concentrations of alligator pods and mango peels extracts with respect to time of exposure.

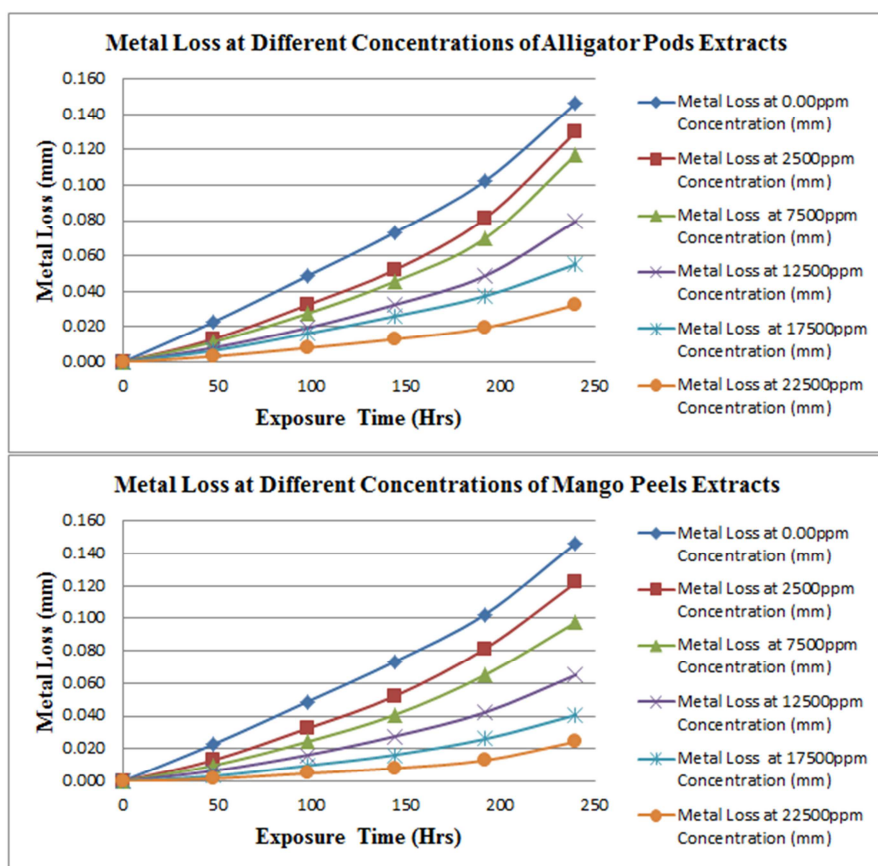


Figure 5. A comparative analysis of metal loss at different concentrations of alligator pods and mango peels extracts with respect to time of exposure.

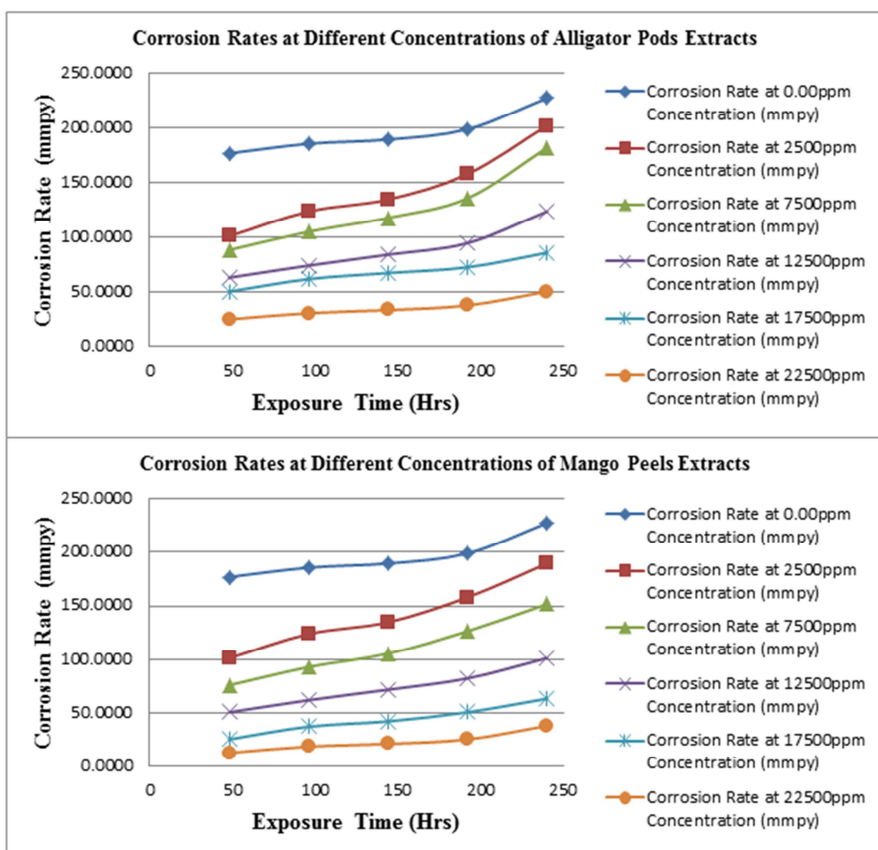


Figure 6. A comparative analysis of corrosion rates at different concentrations of alligator pods and mango peels extracts with respect to time of exposure.

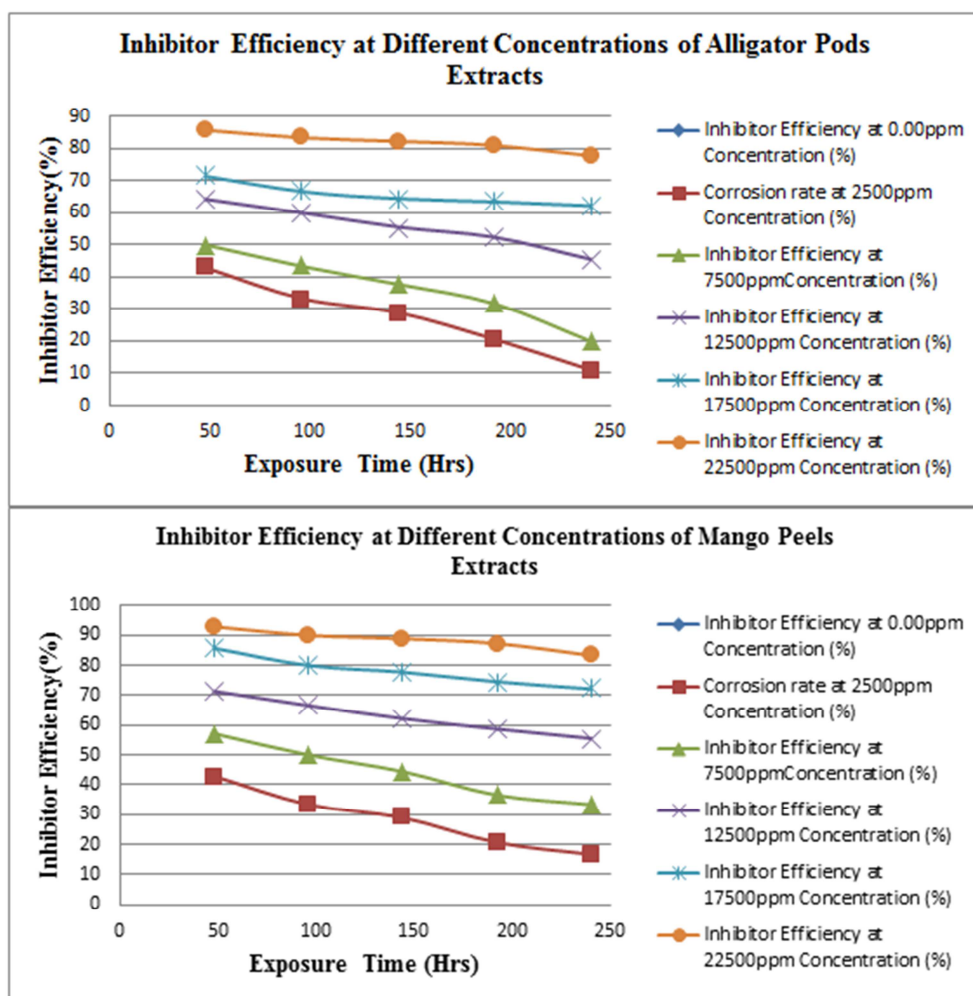


Figure 7. A comparative analysis of inhibitor efficiency at different concentrations of alligator pods and mango peels extracts with respect to time of exposure.

4. Conclusion

Corrosion control using extracts of plant materials such as seeds, fruits, flowers, leaves, barks and roots has been attracting attentions due to environmental, cost and sustainability concerns. However, due to the usefulness and economic importance of some of these plant materials, there is a need to use extracts from their wastes (e.g. peels and pods). In this study the use alligator pepper pod and mango peels extracts as anti-corrosion agents on carbon steel in acidic solutions were analysed and compared.

Results of the qualitative phytochemical analysis showed that the alligator pepper pod and mango peel extracts contained phytochemicals (alkaloids, flavonoids, glycosides, phenols, saponins, tannins, and terpenoids) capable of inhibiting corrosion. Results of the quantitative phytochemical analysis showed that extracts of mango peels contained higher contents of alkaloids, flavonoids, saponins, and terpenoids compared to alligator pepper pod extracts. The glycosides, phenols and tannins contents of alligator pepper pod extracts were slightly higher than those in mango peels extracts.

Results of the corrosion tests showed that carbon steel is highly susceptible to corrosion in acidic medium. The

outcome of the study also showed that both extracts are efficient in inhibiting corrosion of carbon steel in HCl medium. The corrosion inhibition efficiency of alligator pepper pods and mango peels extracts are comparable, but that of mango peels is slightly higher. Results of this study showed that corrosion inhibition efficiency of both extracts decreases with time but increases with concentration.

Acknowledgements

Special thanks to the Department of Chemical and Petroleum Engineering, Igbiniedion University, Okada for supports.

References

- [1] Vani R., Arpan Bhandari, Aishwarya Jain Y. (2021). Inhibition Effects of Banana and Orange Peel Extract on the Corrosion of Bright Steel in Acidic Media. IOP Conf. Series: Materials Science and Engineering, 1065 IOP Publishing; doi: 10.1088/1757-899X/1065/1/01202.
- [2] Kruger J. and Uhlig W. (2000). Corrosion Handbook, 2nd edition, Wiley.

- [3] Stefania Marzorati, Luisella Verotta and Stefano P. Trasatti (2019). Green Corrosion Inhibitors from Natural Sources and Biomass Wastes. *Molecules* 24, 48; doi: 10.3390/molecules24010048 www.mdpi.com/journal/molecules.
- [4] Krishnapriya Karattu Veedu, Thejus Peringattu Kalarikkal, Nithyaa Jayakumar, and Nishanth Karimbinterikkal Gopalan (2019). Anticorrosive Performance of *Mangifera indica* L. Leaf Extract-Based Hybrid Coating on Steel. *This: American Chemical Society*, (4); 10176-10184 DOI: 10.1021/acsomega.9b00632, <http://pubs.acs.org/journal/acsodf>.
- [5] Ramananda S. Mayanglambam, Vivek Sharma, Gurmeet Singh (2011). *Musa Paradisiaca* Extract as a Green Inhibitor for Corrosion of Mild Steel in 0.5 M Sulphuric Acid Solution. Department of Chemistry, University of Delhi.
- [6] Sangeetha M., Rajendran S., Sathiyabama J. and Prabhakar P. (2012): "Eco friendly extract of Banana peel as corrosion inhibitor for carbon steel in sea water". *J. Nat. Prod. Plant Resources*, 2012, 2 (5): 601-610.
- [7] Janaina Cardozo da Rocha, José Antônio da Cunha Ponciano Gomes, Eliane D'Elia (2014). Aqueous Extracts of Mango and Orange Peel as Green Inhibitors for Carbon Steel in Hydrochloric Acid Solution. *Materials Research*. 17 (6): 1581-1587; DOI: <http://dx.doi.org/10.1590/1516-1439.285014>.
- [8] Ayeni F. A., Aigbodion V. S., Yaro, S. A. (2017). Non-toxic Plant Extract as Corrosion Inhibitor for Chill Cast Al-Zn-Mg Alloy in Caustic Soda Solution". *Eurasian Chemico-Technological Journal*, 9 (2), 91-96.
- [9] Komalasari S. P., Utami M I Fermi, Aziz Y., Irianti and R. S. (2018). Corrosion control of carbon steel using inhibitor of banana peel extract in acid diluted solutions. *IOP Conf. Series: Materials Science and Engineering* 345 012030 doi: 10.1088/1757-899X/345/1/012030.
- [10] Subir Paul and Bikash Kar (2012). Mitigation of Mild Steel Corrosion in Acid by Green Inhibitors: Yeast, Pepper, Garlic, and Coffee. *International Scholarly Research Network (ISRNC) Corrosion Volume 2012*, Article ID 641386, doi: 10.5402/2012/641386.
- [11] Bhardwaj Nishant, Sharma Pooja and Vineet Kumar (2021). Phytochemicals as steel corrosion inhibitor: an insight into mechanism. *Corros Rev* 2021; 39 (1): 27-41; <https://doi.org/10.1515/corrrev-2020-0046>.
- [12] Leelavathi S and Rajalakshmi R. (2013). *Dodonaea viscosa* (L.) Leaves extract as acid corrosion inhibitor for mild steel – a green approach. *J. Material Envntal. Sci.*, 4 (5): 625-638.
- [13] Faustin M., Maciuk A., Salvin P., Roos C., Lebrini M. (2014). Corrosion inhibition of C38 steel by alkaloids extract of *Geissospermum laeve* in 1M hydrochloric acid: Electrochemical and phytochemical studies, *Corrosion Science* (2014), doi: <http://dx.doi.org/10.1016/j.corsci.2014.12.005>.
- [14] Hassan K. H., Khadom A. A., Kurshed N. H. (2016). Citrus Aurantium Leaves Extract as a Sustainable Corrosion Inhibitor of Mild Steel in Sulfuric Acid. *South African Journal of Chemical Engineering* 22, pp 1-5.
- [15] Tambun R., Christamore E., Pakpahan Y. F., Haryanto B. (2018). Banana Peel Utilization as the Green Corrosion Inhibitor of Iron in NaCl Medium. *IOP Conference Series: Materials Science and Engineering*; 420 012059, doi: 10.1088/1757-899X/420/1/012059.
- [16] Oguzie E. E., Iheabunike Z. O., Oguzie K. L., Ogukwe C. E., Chidiebere M. A., Enenebeaku C. K. and Akalezi C. O. (2013). Corrosion Inhibiting Effect of *Aframomum melegueta* Extracts and Adsorption Characteristics of the Active Constituents on Mild Steel in Acidic Media. *Journal of Dispersion Science and Technology*, 34: 4, 516-527.
- [17] Ikeuba A. I., Ita B. I., Etiuma R. A., Bassey V. M., Ugi B. U., Kporokpo E. B. (2015). Green Corrosion Inhibitors for Mild Steel in H₂SO₄ Solution: Flavonoids of *Gongronema latifolium*. *Chemical and Process Engineering Research*; Vol. 34.
- [18] Karthiga N., Rajendran S., Prabhakar P., Joseph Rathish R. (2015). Corrosion inhibition by plant extracts-An overview. *Int. J. Nano. Corr. Sci. Engg.* 2 (4) (2015) 31-49.
- [19] Anadebe V. C., Onukwuli O. D., Omotioma M. and Okafor N. A. (2018). Optimization and Electrochemical Study on the Control of Mild Steel Corrosion in Hydrochloric Acid Solution with Bitter Kola Leaf Extract as Inhibitor. *South African Chemical Institute* / <http://saci.co.za/journal>, DOI: <https://doi.org/10.17159/0379-4350/2018/v71a7>
- [20] Jun Hong Clarence Ng, Tariq Almubarak, and Hisham A. Nasr-El-Din (2020). Fruit Extracts as Natural, Green, Non-Toxic Corrosion Inhibitors. *SPE-201330-MS*.
- [21] Begum A. A. S., Vahith R. M. A., Kotra, V., Shaik M. R., Abdelgawad A., Awwad E. M., Khan M. (2021). *Spilanthes acmella* Leaves Extract for Corrosion Inhibition in Acid Medium. *Coatings*, 11, 106. <https://doi.org/10.3390/coatings11010106>.
- [22] Famuyide, O. O., Adebayo O., Bolaji-Olutunji K. A. and Oladeji O. (2011). Marketing Efficiency of *Garcinia Cola* (Bitter Cola) and *Aframomum Melegueta* (Alligator Pepper) In Ibadan Metropolis, Oyo State. *Continental Journal of Agricultural Economics*, 5 (1): pp. 23-28.
- [23] Chiejina N. V. and Ukeh J. A. (2012). Antimicrobial Properties and Phytochemical Analysis of Methanolic Extracts of *Aframomum Melegueta* and *Zingiber Officinale* on Fungal Diseases of Tomato Fruit. *Journal of Natural Sciences Research*.
- [24] Durodola Olamide I., Ogunmuyiwa Oluwafemi T., Olosaju Abayomi S., Salami Adams A. and Ogunsina Babatunde S. (2021). Mass, Volume, and Friction Related Properties of Alligator Pepper (*Aframomum melegueta*). *American Journal of Food Science and Technology*, vol. 9, no. 1 16-19. doi: 10.12691/ajfst-9-1-3.
- [25] Longbap B. D, Ushie, O. A, Ogah E., Kendenson A. C, Nyikyaa J. T (2018): "Phytochemical Screening and Quantitative Determination of Phytochemicals in Leaf Extracts of *Hannoa undulata*", *International Journal of Medicinal Plants and Natural Products (IJMPNP)*, vol. 4, no. 2, pp. 32-38, 2018. <http://dx.doi.org/10.20431/2454-7999.0402005>.
- [26] Mishra R, Pounikar Y, Gangwar M. (2019). Extraction, Phytochemical Screening and Quantitative Determination of Phenols and Flavonoids in Extract of *Kalanchoe pinnata* and *Pongamia pinnata*. *Journal of Drug Delivery and Therapeutics*". 9 (4): 192-196 <http://dx.doi.org/10.22270/jddt.v9i4.3024>
- [27] Reetu Dubey, Sanjukta Rajhans, Archana U. Mankad (2020). Preliminary Phytochemical Screening, Quantitative Estimation of Total Phenolic & Flavonoid Content of *Jatropha gossypifolia* (L.). *Int. J. Pharm. Sci. Rev. Res.*, 61 (2), March - April 2020; Article No. 18, Pages: 88-91 ISSN 0976 – 044X.

- [28] Usman Rabi'u Bello, Adamu Muhammad, Isyaku Ibrahim Muhammad, Bala Habiba Ali (2020). Quantitative and Qualitative Phytochemicals and Proximate Analysis of Aloe Vera (*Aloe barbadensis miller*). International Journal of Advanced Academic Research | Sciences, Technology and Engineering | ISSN: 2488-9849 Vol. 6, Issue.
- [29] Azuokwu Augustine Azubike, Eiroboyi Itohan (2021). Prospects of Breaking Crude Oil Emulsions Using Demulsifier Formulated from *Nicotiana tabacum* Seed Oil, Leaf Extracts, and Stalk Ash Extracts. Petroleum Science and Engineering; 5 (2): 44-53 <http://www.sciencepublishinggroup.com/j/pse> doi: 10.11648/j.pse.20210502.12 ISSN: 2640-4486 (Print); ISSN: 2640-4516.
- [30] Sujata Khanal (2021). Qualitative and Quantitative Phytochemical Screening of *Azadirachta indica* Juss. Plant Parts. Int. J. Appl. Sci. Biotechnol. Vol 9 (2): 122-127. DOI: 10.3126/ijasbt.v9i2.38050.
- [31] Omoruwou F., Okewale A. O., Owabor C. N. (2017). Statistical Analysis of Corrosion Inhibition of Water Hyacinth on Mild Steel in an Acidic Medium. J Environ Anal Toxicol 7: 481. doi: 10.4172/2161-0525.1000481.
- [32] Marko Chigondo and Fidelis Chigondo (2016). Recent Natural Corrosion Inhibitors for Mild Steel: An Overview. Hindawi Publishing Corporation Journal of Chemistry, Volume 2016, Article ID 6208937, 7 pages, <http://dx.doi.org/10.1155/2016/6208937>
- [33] Jyothi S., Subba Rao Y. V., Samuel Ratnakumar P. S. (2019). Natural Product as Corrosion Inhibitors in Various Corrosive Media: A Review. *Rasayan J. Chem.*, 12 (2), 537-544 (2019) <http://dx.doi.org/10.31788/RJC.2019.1225000>
- [34] Alan Miralrio and Araceli Espinoza Vázquez (2020). Plant Extracts as Green Corrosion Inhibitors for Different Metal Surfaces and Corrosive Media: A Review. Processes 2020, 8, 942; doi: 10.3390/pr8080942 www.mdpi.com/journal/processes.
- [35] Inamuddin Mohd Imran, Ahamed Mohammad Luqman and Tariq Altalhi (2021). Sustainable Corrosion Inhibitors". Materials Research Forum LLC.
- [36] Vahid Pourzarghan and Bahman Fazeli-Nasab (2021). The use of *Robinia pseudoacacia* L fruit extract as a green corrosion inhibitor in the protection of copper-based objects. *Heritage Science* (2021) 9: 75 <https://doi.org/10.1186/s40494-021-00545-w>.
- [37] Eddy N. O. and Ebenso E. E. (2010). Corrosion inhibition and adsorption properties of ethanol extract of *Gongronema latifolium* on mild steel in H₂SO₄. Pigment Resin Technol. 39: 77.
- [38] Uwah I. E., Okafor P. C., and Ebiekpe, V. E. (2013). Inhibitive action of ethanol extracts from *Nauclea latifolia* on the corrosion of mild steel in H₂SO₄ solutions and their adsorption characteristics. Arab. J. Chem. 6: 285-293.
- [39] Bouknana D., Hammouti B., Messali M., Aouniti, A., and Sbaa M. (2014). Olive pomace extract (OPE) as corrosion inhibitor for steel in HCl medium. Asian Pac. J. Trop. Dis. 4: S963-S974.
- [40] Mourya P., Banerjee S., and Singh M. M. (2014). Corrosion inhibition of mild steel in acidic solution by *Tagetes erecta* (Marigold flower) extract as a green inhibitor. Corrosion Sci. 85: 352-363.
- [41] Odewunmi, N. A., Umoren, S. A., and Gasem, Z. M. (2015). Utilization of Watermelon Rind Extract as a Green Corrosion Inhibitor for Mild Steel in Acidic Media". J. Ind. Eng. Chem. 21: 239-247.
- [42] Prabakaran M., Kim S. H., Hemapriya V., and Chung, I. M. (2016). Evaluation of polyphenol composition and anti-corrosion properties of *Cryptostegia grandiflora* plant extract on mild steel in acidic medium. J. Ind. Eng. Chem. 37: 47-56.