

Utilization of Physalis Pith Ash as a Pozzolanic Material in Portland Cement Pastes

Hassan Hassanien Mohamed Darweesh

Refractories, Ceramics and Building Materials Department, National Research Centre, Cairo, Egypt

Email address:

hassandarweesh2000@yahoo.com, hassandarweesh777@gmail.com

To cite this article:

Hassan Hassanien Mohamed Darweesh: Utilization of Physalis Pith Ash as a Pozzolanic Material in Portland Cement Pastes. *Journal of Biomaterials*. Vol. 5, No. 1, 2021, pp. 1-9. doi: 10.11648/j.jb.20210501.11

Received: February 23, 2021; **Accepted:** March 15, 2021; **Published:** March 26, 2021

Abstract: Physalis pith ash (PPA) is a renewable and green supplementary cementitious material. It is an effective approach to reduce the quantity of cement that could be used in blended cements. This will reduce the CO₂↑ emission, which in turn will lower the environmental pollution. In the current study, the influence of PPA on physicochemical characteristics of hydrated cement pastes containing various ratios of PPA (0-30 wt.%) up to 90 days was evaluated. Results showed that the water of consistency as well as setting times, chemically-bound water content, bulk density and compressive strength increased with PPA content. The apparent porosity and calcium dioxide (or free lime) content were clearly reduced with increasing the PPA content. It is therefore concluded that the cement could be partially replaced by 25 wt.% PPA with no reverse response on the features of cement pastes. Any further increase of PPA content, it affected negatively on all the specific attributes of the hardened cement pastes. So, an optimum PPA content was 25 wt% PPA.

Keywords: Cement, Ash, Consistency, Setting, Free Lime, Porosity, Strength

1. Introduction

1.1. Scope of the Problem

Cementitious composites are the essential building materials for different construction targets regarding to its high strength and durability to improve its performance. In many agricultural countries like Peru, Egypt, Sudan, Tunisia, Morocco, China, India and many others, the gaseous and particulate pollutants from an open burning of agricultural wastes are one of the most common factors of air pollution [1-3]. Physalis is one species of herbaceous plants, growing to 0.4 to 3.0 meters height, which is a plant of the same family of the common Tomato. It is always a stiffer, more upright stem of the Solanaceae family. These can be either annual or perennial. Several plant species of the genus *Physalis peruviana* in the nightshade family Solanaceae, has its origin in Peru. The *Physalis* and its fruits are commonly called Cape gooseberry and/or golden berry (Figure 1). In Egypt, it is well known as “Harankash”. Egyptians like this fruit to a large extent. Random burning of either fruit covers of *Physalis* or even any kinds of agro/wastes that generates what is known as “Black Cloud” which pollutes the

environment.



Figure 1. Physalis fruit plant.

The seasonal and highly localized massive burning of these agro-wastes often produced an excessive air pollution that lowers air quality in the surrounding area of Cairo. It is a serious health concern for citizens and authorities [3-5]. The biomaterials power plant, among others, is often exploited for the disposal of bio-wastes like barely and rice husks [5, 6],

wheat straw [7], corn stalk [3], sun flower stalk [8] so as to solve the environmental problems. Accordingly, the corn straw (CS) is often incorporating a huge amount of active SiO_2 and Al_2O_3 which helps and has a good pozzolanic reactivity with the released calcium hydroxide resulting from the normal hydration of calcium silicate phases of the cement (C_3S and $\beta\text{-C}_2\text{S}$) as soon as they are becoming in contact with water. So, it can be potentially utilized as an alternative cementitious material to partially substitute by cement [9-16]. Several research studies [17-23] had reported that the use of traditional supplementary cementitious materials could improve and enhance physical, chemical and mechanical features. Recently, the pozzolanic cements are interesting worldwide. These cements are successfully used due to its economical, environmental and technological interests, i.e. decreasing of energy consumption and CO_2 emission [22-24].

1.2. Targets of the Work

Major targets of the current investigation are to follow the characteristics of Ordinary Portland cement pastes (OPC) containing Physalis fruit cover ash (PCFA) hydrated up to 90 days. The heat of hydration, setting time, water of consistency, bound water and free lime contents, bulk density, apparent porosity and strength development were investigated at all hydration times up to 90 days.

2. Experimental and Procedures

2.1. Raw Materials

The raw materials that used in the present study are Ordinary Portland cement (OPC Type I- CEM I 42,5R) with blaine surface area $3400 \text{ cm}^2/\text{g}$, and Physalis Fruit pith (PP) as a source of active nanosilica with fineness $5155 \text{ cm}^2/\text{g}$. The blaine surface area was subjected by the "Air Permeability Apparatus". The OPC sample was provided from Sakkara cement factory, Giza, Egypt, and its commercial name is known as "Asmant El-Momtaz", while PPC sample was supplied by a local market, 6 October City, Egypt. The PPC was first processed and washed with running water, and also with distilled water. Then, it lets to dry under direct sun and open air for several days. The dried PPC was fired at 750°C inside a suitable oven for one hour soaking time to form Physalis fruit pith ash (PPA). Then, the resulting PPA was sieved using $300 \mu\text{m}$ standard sieve.

The mineralogical phase analysis of the used OPC sample as determined from Bogue equations [8-12, 25] is shown in Table 1. The chemical constituents of the OPC and PPA as tested by X-ray florescence technique (XRF) is given in Table 2, whilst the mix composition is demonstrated in Table 3. The PPA particles are amorphous and crystalline. It is mainly composed of a large percentage of nano- SiO_2 and a lower percentage of nano- Al_2O_3 .

Table 1. Mineralogical composition of the used OPC sample, mass%.

Phase Material	C_3S	$\beta\text{-C}_2\text{S}$	C_3A	C_4AF
OPC	43.01	30.00	5.65	9.58

Table 2. Chemical analysis of raw materials using XRF method, %.

Oxide Material	SiO_2	Al_2O_3	Fe_2O_3	CaO	MgO	MnO	SO_3	Na_2O	P_2O_5	K_2O	LOI
OPC	20.12	4.25	1.29	63.13	1.53	0.36	2.54	0.55	0.19	0.30	2.64
PPA	60.81	6.93	4.17	7.65	3.78	0.32	0.76	3.21	0.13	1.66	1.23

Table 3. Patch composition of the various cement pastes, wt. %.

Batch Material	P0	P1	P2	P3	P4	P5	P6	Fineness, cm^2/g
OPC	100	95	90	85	80	75	70	3400
PPA	----	5	10	15	20	25	30	5155
Fineness, cm^2/g	3400	3525	3785	3935	4047	4206	4308	

2.2. Preparation and Methods

Seven cement mixtures were prepared from OPC and PPA as 100:0, 95:5, 90:10, 85:15, 80:20, 75:25 and 70:30 having the symbols: P0, P1, P2, P3, P4, P5 and P6, respectively. The various cement batches were blended in a porcelain ball mill using three balls for two hours to assure the complete homogeneity of all batches. The standard water of consistency [12, 25] and setting times [10, 12, 26, 27] of the different cement pastes were measured using Vicat Apparatus. Then, the water of consistency could be determined from equation 1:

$$\text{WC, \%} = A / C \times 100 \quad (1)$$

Where, A is the amount of water taken to produce a

suitable paste, C is the amount of cement mix (300 g).

During mixing, the exact previously measured w/c-ratio (water of consistency) was poured into the cement portion inside the mixer step by step. The mixer was then run for 5 minutes at an average speed of 10 rpm in order to have perfect homogenous pastes. Before molding of cement cubes, the moulds were covered with a thin film of a motor engine oil to easily the release of the cement cubes from the moulds during the de-moulding process. The cement pastes were then moulded into one inch cubic stainless steel moulds ($2.5 \times 2.5 \times 2.5 \text{ cm}^3$) using about 500 g from the cement powder batch, vibrated manually for three minutes, and then on a mechanical vibrator for another three minutes to eliminate all air bubbles trapped inside the cement pastes. The molds were filled to the top surface and smoothed with a flat stainless steel trowel or spatula to obtain a flat and smooth surface [8, 10-12, 14]. After molding

of specimens, the molds must be covered with a wet sheet during the first 24 hours to prevent moisture loss. The molds were then kept in a humidity cabinet for 24 hours under 95 ± 1 relative humidity (RH), and room temperature ($23 \pm 1^\circ\text{C}$), demolded in the next day and soon cured by the total immersion in water at an ambient laboratory temperature till the time of testing for heat of hydration, bulk density, apparent porosity, compressive strength, bound water and free lime contents at 1, 3, 7, 28 and 90 days. This is necessary for the cement cubes as it facilitates the normal hydration of cement phases.

The bulk density (BD) and apparent porosity (AP) of the hardened cement pastes [3, 8, 10-12] were determined from the following equations 2 and 3, respectively:

$$\text{B.D. (g/cm}^3\text{)} = W_1 / (W_1 - W_2) \times 1 \quad (2)$$

$$\text{A.P. \%} = (W_1 - W_3) / (W_1 - W_2) \times 100 \quad (3)$$

Where, W_1 , W_2 and W_3 are the saturated, suspended and dry weights, respectively. The compressive strength (CS) of the various hardened cement pastes [28, 29] was measured and calculated from the following relation:

$$\text{CS} = L \text{ (KN)} / S_a \text{ (cm}^2\text{)} \text{ KN/m}^2 \times 102 \text{ (Kg/cm}^2\text{)} / 10.2 \text{ (MPa)} \quad (4)$$

Where, L is the load taken, S_a is the surface area. Thereafter, about 10 grams of the broken specimens were first well ground, dried at 105°C for 30 min. and then were placed in a solution mixture of 1:1 methanol: acetone to stop the hydration [3, 8, 14, 26-29]. The kinetics of hydration in terms of chemically bound water and free lime contents were also measured. About one gram of the sample was first dried at 105°C for 24 hours and then the bound water content [3, 7-11, 13, 14] at each hydration age was determined on the basis of ignition loss at 1000°C for 30 minutes soaking where about 10 grams of the broken specimens from the determination of compressive strength were first well ground, dried at 105°C for 30 minutes and then were placed in a solution mixture of 1:1 methanol: acetone to stop the hydration [29-31]. The kinetics of hydration in terms of chemically combined water and free lime contents were also measured. About one gram of the sample was first dried at 105°C for 24 hours, and then the chemically-combined water content (CWn) at each hydration age was determined on the basis of ignition loss at 1000°C for 30 minutes [29-32] from the

following equation:

$$\text{CWn, \%} = W_1 - W_2 / W_2 \times 100 \quad (5)$$

Where, CWn, W_1 and W_2 are combined water content, weight of sample before and after ignition, respectively. The free lime content (FLn) of the hydrated samples pre-dried at 105°C for 24 hours was also determined. About 0.5 g sample + 40 ml ethylene glycol \rightarrow heating to about 20 minutes without boiling. About 1–2 drops of pH indicator were added to the filtrate and then titrated against freshly prepared 0.1N HCl until the pink colour disappeared. The 0.1 N HCl was prepared using the following equation:

$$V_1 = N \times 2 \times W \times 100 / D \times P \times 1000 \quad (6)$$

Where, V_1 is the volume of HCl concentration, V_2 is the volume required, N is the normality required, W is the equivalent weight, D is the density of HCl concentration and P is the purity (%). The heating and titration were repeated several times until the pink color did not appear on heating. The free lime content [9-12, 14] was calculated from the following relation:

$$\text{FLn, \%} = (V \times 0.0033 / 1) \times 100 \quad (7)$$

Where, FLn and V are the free lime content and the volume of 0.1 N HCl taken on titration, respectively.

3. Results and Discussion

3.1. Chemical Analysis of Cement and PPA

The chemical analysis of PPA in comparison with several pozzolanic materials is indicated in Table 4. According to ASTM C618, 2015a [33], the sum of $\text{SiO}_2 + \text{Al}_2\text{O}_3 + \text{Fe}_2\text{O}_3$ requirement for a standard pozzolanic material is 70%, which is more with that of PPA sample (71.91%). The standard specification also sets maximum limits of SO_3 and Loss on Ignition (LOI) as 4% and 10%, respectively. As shown in Table 4, the SO_3 content of PPA sample was found below the acceptable limit, where SO_3 is 0.71% while LOI was negligible (1.23). Therefore, the PPA powder is expected to be as a pozzolanic material in the cementitious system.

Table 4. Chemical composition of PPA in comparison with CSA, GbfS, SF, Pfa, SCBA, SDA, SFSA and WSA.

Materials Oxides	PPA	CSA	GbfS	SF	Pfa	SCBA	SDA	SFSA	WSA
SiO_2	61.81	66.47	36	90.9	59.2	70.83	66.17	63.83	69.36
Al_2O_3	6.93	8.29	12	1.1	25.6	9.21	4.35	6.68	5.97
Fe_2O_3	4.17	3.13	1	1.5	2.9	1.95	2.36	2.79	2.15
CaO	7.65	5.46	38	0.7	1.1	8.16	10.06	5.46	7.28
MgO	3.78	4.16	---	0.8	0.3	1.32	4.41	6.23	1.44
MnO	0.32	0.02	1.31	---	1.05	---	2.19	---	---
Na_2O	3.21	2.52	0.3	---	0.2	0.12	0.08	0.24	0.31
K_2O	1.66	2.06	---	---	0.9	1.65	0.12	1.17	1.11
SO_3	0.76	0.51	8.11	0.4	0.3	1.47	0.30	1.11	1.27
P_2O_5	0.13	---	2.16	---	0.14	---	0.46	---	---
LOI	1.23	1.02	1.0	3.0	1.4	6.91	0.84	3.35	2.37

Abbreviations at the Table (PPA: Physalis ash, CSA: Corn stalk ash, GbfS: Granulated blast furnace slag, SF: Silica fume, Pfa: Pulverizes flay ash, SCBA: Sugarcane bagasse ash, SDA: Saw dust ash, SFSA: Sun flower stalk ash, WSA: wheat stalks ash).

The relationship among the fineness of the OPC (F0) and the different cement batches blended with PFCA (F1-F6) is graphically plotted in Figure 2. As the PPA content enhanced in the cement batch, the fineness of the total mix enhanced too as indicated in Table 3 and Figure 4. It is essentially due to the presence of many nanoparticles of PPA.

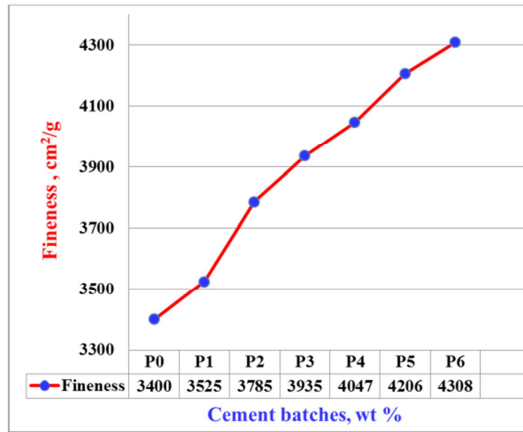


Figure 2. Relationship between the fineness of the different cement batches containing PPA.

3.2. Water of Consistency and Setting Times

Figure 3 illustrates the water of consistency and setting times (initial and final) of the OPC (P0) and the various cement pastes containing PPA (P1-P6). The water of consistency enhanced gradually as the PPA content increased to form suitable cement pastes. This is essentially attributed to the increase in the rate of hydration process in the presence of excess water [25, 34, 35]. Moreover, the PPA ash is divorced for water due to its chemical composition [36, 37]. On the other hand, in spite of the gradual increase of water of consistency, the setting times also increased little by little with PPA content. This is mainly due to the surrounded climatic factors, particularly the very low atmospheric Lab. Temperature (19 °C) during testing [9, 36-39].

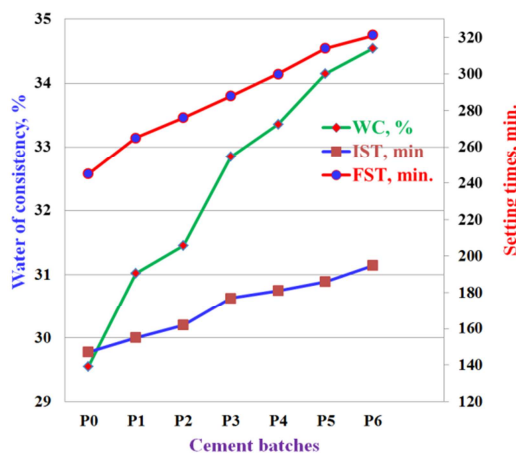


Figure 3. Water of consistency and setting times of the various cement pastes (P0-P6).

3.3. Heat of Hydration

The heat of hydration of the different cement pastes containing PPA (P0-P6) is graphically drawn as a function of cement batches in Figure 4. Results illustrated that as soon as the various cement batch powders become in contact with water, the heat of hydration was soon started to release. The rate of released heat increased as the hydration age proceeded up to 90 days. The same trend was displayed with all cement pastes. This was followed by the release of heat [25, 29]. This is mainly contributed to the increase of the hydration rate of cement pastes as well as the pozzolanic reactions between the ingredients of the cement and those of the PPA. Moreover, the released heat of hydration sharply increased at early ages up to 7 days. This is essentially contributed to the activation effect of the hydration reaction mechanism of C_3S by the very fine and active PPA particles [9]. At older ages (28-90 days), the rate of hydration reaction also improved and enhanced leading to the increase of the evolved heat. This may be caused by the activation action mechanism of β - C_2S with the help of the fine PPA particles [27]. Consequently, the heat of hydration enhanced as the PPA content increased only up to 25 wt% PPA (P1-P5). But with any further increase of PPA content (P6), a sudden sharp decrease of heat of hydration lower than those of the blank (P0) was exhibited. This was contributed to the dilution effect of the main binding material (P0), and the retardation effect of the higher percentage of PPA at the expense of the OPC.

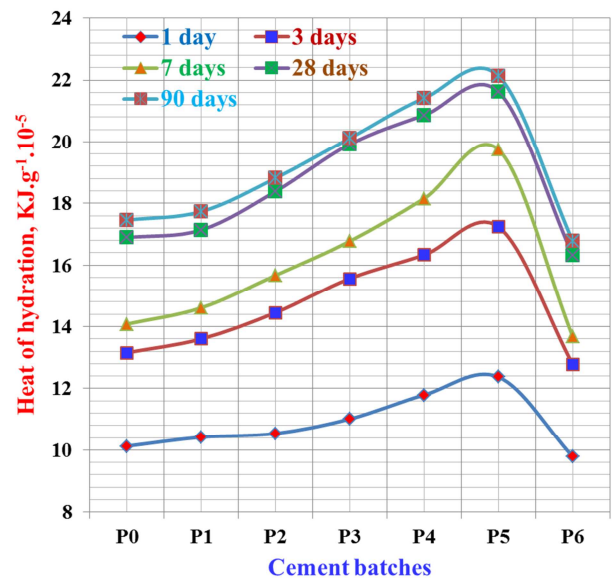


Figure 4. Heat of hydration of the various cement pastes (P0-P6) hydrated up to 90 days.

3.4. Chemically-Bound Water Contents

The chemically-bound water contents of the various cement pastes incorporating PPA (P0-P6) are graphically represented versus cement batches in Figure 5. For all cement pastes, the bound water content enhanced and proceeded as the hydration age proceeded up to 90 days. This is essentially

attributed to the hydration of the major cement phases, especially C_3S , C_3A and C_4AF at early ages of hydration up to 7 days, whilst β - C_2S often hydrates at older ages from 28 days onward [25, 26, 29]. The bound water contents enhanced slightly as the PPA content increased only up to 25 wt% (P5), and then suddenly decreased sharply with further increase of PPA nearly at all curing times up to 90 days, i.e. the cement blends P1, P2, P3, P4 and P5 containing 5, 10, 15, 20 and 25 wt% PPA, respectively are slightly above than those of the control (P0). It is essentially attributed to the activation action of the nano- and active silica of the PPA [39-42]. Furthermore, the pozzolanic reactions of PPA through which its ingredients could be reacted with the free lime, $Ca(OH)_2$ resulting from the hydration of C_3S at early ages of hydration and β - C_2S at older stages to form more CSH. The bound water contents of P6 containing 30 wt% PPA suddenly were decreased sharply to become lower than those of the control (P0). This may be due to that the higher amounts of PPA hindered the hydration of the phases of the blank (P0), and could be acted as an obstacle. Also, the deficiency of the main hydrating material is the true cause for the decrease of bound water [1, 3, 25, 41, 42]. As a result, the optimum replacement of PPA must be only 25 wt% because the higher amounts of PPA is unwanted due to its negative action, i.e. the higher quantity of PPA must be neglected because it may be hindered the hydration of major cement phases.

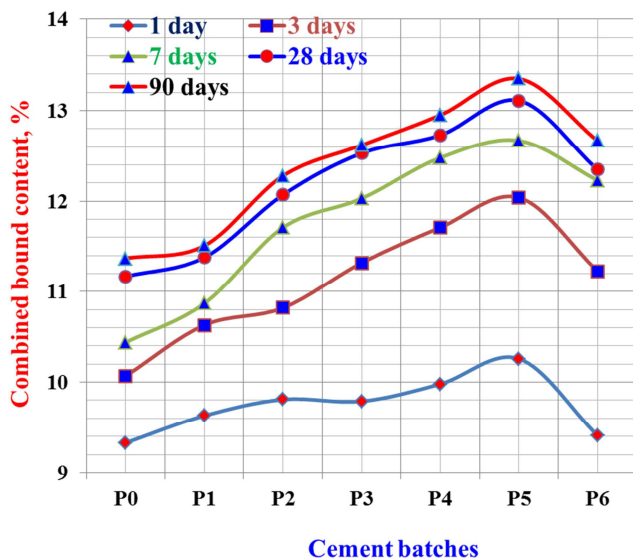
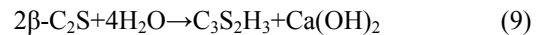
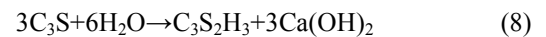


Figure 5. Chemically-bound water contents of the various cement pastes (P0-P6) hydrated up to 90 days.

3.5. Free Lime Content

Figure 6 shows the free lime contents of the different cement mixes (P0-P6) hydrated up to 90 days were drawn versus cement batches. As a general rule, the free lime contents of the control (P0) were continuously increased with the hydration ages up to 90 days showing an improvement in the rate of hydration [13, 25]. This is essentially contributed to the hydration process of major calcium silicate phases

(C_3S and β - C_2S) of the cement as follows:



As the PPA content enhanced in the cement mixes (P1-P6), the free lime content decreased nearly at all hydration ages up to 90 days. So, the representing curves of free lime contents of cement batches (P1-P6) was becoming below that of the blank (P0) also at all hydration periods. The increase is attributed to the normal hydration process of the cement phases, while the decrease is due to the activation power of PPA and its pozzolanic reactions between its active nanosilica and nanoalumina with the resulting $Ca(OH)_2$ from the hydration of C_3S at early times and β - C_2S at older times of hydration in contact of water. In the cement mixes (P1-P5), the rate of hydration improved and enhanced than in the blank (P0) at all hydration stages. This is certainly attributed to activation effect occurred by constituents of PPA, and also its pozzolanic reactivity with the free lime produced by the calcium silicate phases of the cement [41, 42]. The nearly stable values of free lime contents of P6 cement pastes means that the pozzolanic action of PPA stopped completely. This is due to the decrease of the rate of hydration process. In addition to the lack of the essential hydrating material because the higher amount of PPA hinders the rate of hydration [39-42]. The results confirmed that the PPA acts as a pozzolanic material at all ages of hydration. Evidently, the higher amounts of PPA must be neglected due to its negative response on the specific features of the cement [9, 31, 32, 43-45].

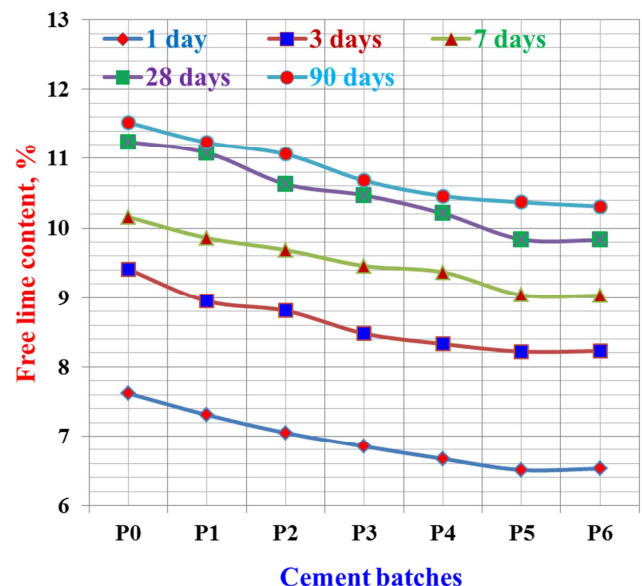


Figure 6. Free lime contents of the various cement pastes (P0-P6) hydrated up to 90 days.

3.6. Bulk Density and Total Porosity

Figures 7 and 8 demonstrate that the bulk density and apparent porosity of the different cement pastes (P0-P6)

were drawn against the cement batches. The bulk density of the various cement mixtures improved and enhanced as the hydration age proceeded up to 90 days, while the apparent porosity decreased. This is principally due to that as the dry cement batches become in contact with water the hydration process begins to produce CSH and/or CAH, which immediately deposited in the pore structure of samples leading to a decrease in the porosity and an increase of bulk density [13, 25], i.e. as the hydration time progresses, the formed hydration products (CSHs) increased too. Therefore, this was reflected positively on both bulk density and total porosity [19, 20, 41]. The bulk density of the cement mixes (P1-P5) increased little by little only up to 25 wt% PPA content (P5), while the total porosity decreased, i.e. the bulk density of cement blends P1-P5 are slightly higher than those of the control (P0). This is certainly attributed to the formation of additional CSH and/or CAH due to the pozzolanic reactions of PPA with the constituents of cement through which the constituents of PPA could be reacted with the free lime, $\text{Ca}(\text{OH})_2$ resulting from the hydration of C_3S at early stages of hydration and $\beta\text{-C}_2\text{S}$ at later stages to produce additional CSH and/or CAH besides those produced from the normal hydration process of cement phases [7, 17-19, 45-48]. With further increase of PPA > 25 wt.% (P6), the BD started to reduce, while the total porosity enhanced at all hydration times. Due to that, the higher amounts of PPA may hinder the hydration process, i.e. it affects adversely and decreases the rate of hydration, but it slightly benefits as a filler [7, 20, 27, 28, 47]. So, the addition of a large amount of PPA at the expense of the main binding material (P0) is undesirable because it was not sufficient for inducing the reaction of cement with nano-active silica of PPA. Hence, it could be concluded that the PPA is so beneficial to cement that it helps in the hydration process as a pozzolanic material and also as a filling agent [7, 21, 28, 45-48].

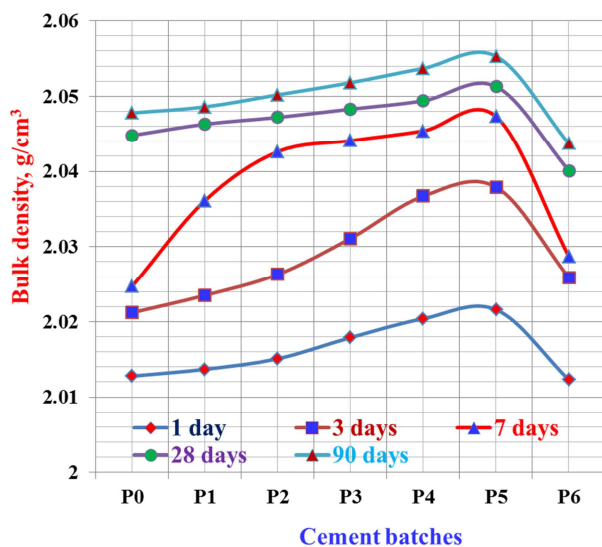


Figure 7. Bulk density of the various cement pastes (P0-P6) hydrated up to 90 days.

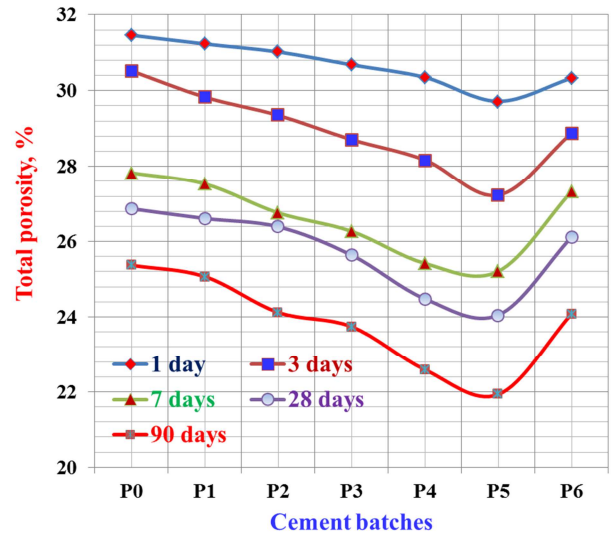


Figure 8. Apparent porosity of the various cement pastes (P0-P6) hydrated up to 90 days.

3.7. Compressive Strength

Figure 9 shows the compressive strength (CS) of the different cement pastes (P0-P6) hydrated up to 90 days versus the cement batches. The compressive strength gradually improved and enhanced as the hydration period proceeded up to 90 days. This is essentially attributed to the formation of CSH and/or CAH that precipitated into the pore structure of the hardened cement samples. This results in a reduction in the pore structure and an improvement in the bulk density. This improved and enhanced the compaction of the prepared samples, besides the good compaction during casting which in turn reflected positively on the compressive strength. As a result, the compressive strength increased [12, 15, 28, 49]. The CS also improved as the PPA content increased at all hydration times only up to 25 wt% PPA (P5). This is essentially due to the activation effect of the active nanosilica and nanoalumina, and moreover due to the formation of more CSH resulting from the pozzolanic reactions of nanosilica and nanoalumina of PPA with the free lime evolved from the hydration of C_3S and $\beta\text{-C}_2\text{S}$ of cement.

On the other side, the lack of free lime improves the physical, chemical and mechanical properties of the hardened cement pastes. Therefore, the CS improved and enhanced [13, 27, 28, 46-49]. This may be led to the segmentation of large capillary pores and nucleation sites due to the continuous deposition of hydration products (CSH from the normal hydration of cement phases and additional CSH from the pozzolanic reactions of PPA with the released free lime [41, 45, 48, 49]. By further increase of PPA > 25 wt%, the CS values were suddenly decreased sharply. This is mainly contributed to that the replacing of higher amounts of PPA at the expense of the essential cementitious material of the cement stand as an obstacle against the normal hydration process of cement phases. So, the rate of hydration was shortened. This should be reflected negatively on the CS [13, 29-31, 48]. However, the values of CS are still more than those of the blank (P0) at all hydration ages (Figure 9). The

cement mix (P5) recorded the optimum results of CS, whilst that of P6 exhibited the worst. On this basis, the cement batch containing 25% PPA is the optimum cement batch. Hence, the PPA does not only improve the various characteristics of the OPC, but from an economical point of view, it also reduces the cost of the very expensive OPC production.

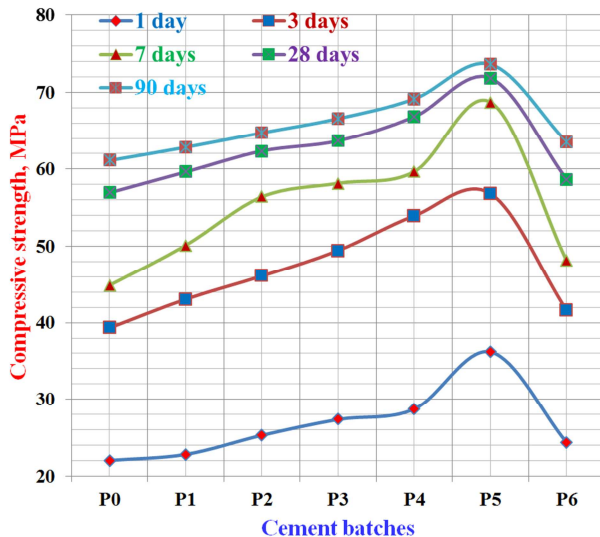


Figure 9. Compressive strength of the various cement pastes (P0-P6) hydrated up to 90 days.

4. Conclusions

Concerning the findings of the laboratory test results, The following overall conclusions could be obtained:

1. As the nano-silica content from PPA increased in the cement batch, the fineness of the whole batches increased too.
2. The water of consistency of the blank (P0) was 29.55%. The initial and final setting times were 147 and 245 minutes. These values gradually decreased with increasing of PPA content regarding to the pozzolanic reactions of PPA with the silicate phases of the cement, which in turn reduced the mixing water.
3. The heat of hydration, chemically bound water content, bulk density and compressive strength improved and enhanced continuously with the hydration ages. With increasing of PPA content, these properties enhanced up to 25 mass% (P5), and then decreased suddenly with its more increase.
4. The free $\text{Ca}(\text{OH})_2$ content of the blank (P0), and also the various cement pastes (P1-P6) increased with the hydration time. But, with the incorporation of PPA, the free lime contents are becoming lower than those of the blank (P0).
5. On contrast, the total porosity was declined and reduced with the replacing up to 25% PPA (P5), and then increased onward with further increase of > 25 wt% PPA.
6. The improving and enhancing of all properties were achieved by the pozzolanic character of PPA that

reduces $\text{Ca}(\text{OH})_2$ coming from the hydration of C_3S and $\beta\text{-C}_2\text{S}$ phases of the cement by enhancing the precipitation sites of hydration products. Moreover, the activating and filling effects of the nano silica of the PPA initiated these properties.

7. The replacement of 25 wt% PPA (P5) to Portland cement could be applied with no negative response on the physical, chemical and mechanical characteristics of Portland cement. Hence, it was selected as the optimum mix.
8. In the future, many research trials must be carried out to follow and evaluate the obtained results in the present study.

Compliance with ethical standards

The author declares that there is no conflict of interest anywhere.

Acknowledgements

The author wishes to express their deep thanks to National Research Centre for helping to obtain materials, processing, preparing, molding and measuring all of the obtained data of the study, and moreover for financial assistance.

References

- [1] Eisentraut, ABA (2012) Technology Roadmap Bioenergy for Heat and Power. International Energy Agency.
- [2] Darweesh HHM; Abo El-Suoud MR (2019), Palm Ash as a Pozzolan Material for Portland cement Pastes, To Chemistry Journal, 4, 72-85. <http://purkh.com/index.php/tochem>.
- [3] Raheem, AA; Aedokun, SI; Adeyinka, EA; Adewole, BV (2017) Application of cornstalk ash as partial replacement for cement in the production of interlocking paving stones, International Journal of Engineering Research in Africa, 30: 85-93. <https://doi.org/10.4028/www.scientific.net/JERA.30.85>.
- [4] Darweesh HHM (2005) Effect of combination of Some Pozzolan Wastes on the Properties of Portland cement Pastes, *iiC l'italiana del Cemento*, 808, 4, 298-310.
- [5] Darweesh HHM; Abo El-Suoud MR (2014) Setting, Hardening and Mechanical Properties of Some Cement / Agrowaste Composites - Part I, American Journal of Mining and Metallurgy, 2, 2, 32-40.
- [6] Karim MR; Zain MFM; Jamil M (2012) Strength of Mortar and Concrete as Influenced by Rice Husk Ash: A Review, *World Applied Sciences Journal*, 19.10, 1501-1513.
- [7] Binici, H; Ortlek E (2015) Engineering properties of concrete made with cholemanite, barite, corn stalk, wheat straw and sunflower stalk ash. *European Journal of Engineering and Technology*, 3.
- [8] Darweesh HHM (2020) Influence of Sun Flower Stalk Ash (SFSA) on the behavior of Portland cement pastes, Results in Engineering, Online Pre-proof 100171. <https://doi.org/10.1016/j.rineng.2020.100171>.

- [9] Darweesh HHM; Abo El-Suoud MR (2018) Saw dust ash substitution for cement pastes-Part I", American j. of Construction and Building Materials, 2, 1, 1-9. <http://www.sciencepublishinggroup.com/j/ajcbm>.
- [10] Darweesh HHM; Abo El-Suoud MR (2019) Influence of sugarcane bagasse ash substitution on Portland cement characteristics, Indian Journal of Engineering, 16, 252-266.
- [11] Darweesh HHM; Abo El-Suoud MR (2020) Palm Ash as a Pozzolan Material for Portland Cement Pastes, To Chemistry Journal, 4, 72-85. <http://purkh.com/index.php/tochem>.
- [12] Hewlett PC; Liska M (2017) Lea's Chemistry of Cement and Concrete, 5th ed., Edward Arnold Ltd., London, England Google Scholar.
- [13] Rukzon S; Chindaprasirt P (2012) Utilization of bagasse ash in high-strength concrete, Materials and Design, 34, 45-50. www.elsevier.com/locate/matdes.
- [14] Darweesh HHM; Aboel-Suoud MR (2020) Effect of Agricultural Waste Material on the Properties of Portland Cement Pastes, Journal of Research & Development in Material science,, 13, 1, 1360-1367.
- [15] Abdulkadir TS; Oyejobi DO; Lawal AA (2014), *Evaluation of Sugarcane Bagasse Ash as a Replacement for Cement in Concrete*, Works Acta Technica Corviniensis – Bulletin of Engineering (Ilorin: University of Ilorin), 71-76.
- [16] Raheem AA; Olasunkanmi BS; Folorunso CS (2012) Saw Dust Ash as Partial Replacement for Cement in Concrete, Technology and management in construction, 4, 2, 474-480. <https://doi.org/10.5592/otmcj.2012.2.3>.
- [17] Zhang H; Hu J; Qi Y; Li C; Chen J; Wang X; He J; Wang S; Hao J; Zhang L; Zhang Y; Li R; Wang S; Chai F (2017) Emission characterization, environmental impact, and control measure of PM_{2.5} emitted from agricultural crop residue burning in China. Journal of Cleaner Production, 149: 629-635. <https://doi.org/10.1016/j.jclepro.2017.02.092>.
- [18] Abu Bakar BH; Ramadhansyah PJ; Megat MA; Johari MA (2011) Effect of rice husk ash fineness on the chemical and physical properties of concrete", *Mag. Concr. Res.*, 63, 313-320. <https://doi.org/10.1680/mac.10.00019>.
- [19] Memon SA; Shaikh MA; Akbar H (2011) Utilization of rice husk ash as a mineral admixture", *Constr. Build. Mat.*, 25, 13, 1044-1048. <https://doi.org/10.1016/j.conbuildmat.2010.06.074>.
- [20] Ettu LO; Ajoku CA; Nwachukwu KC; Awodiji CTG; Eziefule UG (2013) Strength variation of OPC-ridge husk ash composites with percentage rice husk ash, *Int. J. App. Sci. and Eng. Res.*, 2, 4, 420-424.
- [21] Kartini K (2011) Rice husk ash-pozzolan material for sustainability, *Int. J. Appl. Sci.. Technol.*, 1, 6, 169-178.
- [22] Antiohos SK; Tapali JG; Zervaki M; Sousa-Coutinho J; Tsimas S; Papadakis VG (2013) Low embodied energy cement containing untreated RHA: A strength development and durability study, *Const. Build. Materials*, 49, 455-463. <https://doi.org/10.1016/j.conbuildmat.2013.08.046>.
- [23] Viet-Thien-An Van, Christiane Rößler, Danh-Dai Bui; Horst-Michael Ludwig (2013) Mesoporous structure and pozzolan reactivity of rice husk ash in cementitious system, *Cons. Build. Materials*, 43, 208-216. <https://doi.org/10.1016/j.conbuildmat.2013.02.004>.
- [24] Darweesh, HHM (2020), Characteristics of Portland Cement Pastes Blended with Silica Nanoparticles, *To Chemistry*, 5, 1-14. <http://purkh.com/index.php/tochem>.
- [25] ASTM-C187-86 (1993), Standard Test Method for Normal Consistency of hydraulic Cement, 148-150.
- [26] ASTM-C191-92 (1993), Standard Test Method for Setting Time of Hydraulic Cement, 866-868.
- [27] Neville, AM (2011), *Properties of Concrete*, 5th Edn, Longman Essex (UK), ISBN: 978-0-273-75580-7 (pbk.). <http://www.pearsoned.co.uk>.
- [28] ASTM- C170-90 (1993), Standard Test Method for Compressive Strength of Dimension Stone", 828-830.
- [29] ASTM-C109M (2013), Standard Test Method for Compressive Strength of Hydraulic Cement Mortars (Using 2-in. Or [50-mm] Cube Specimens), Annual Book of ASTM Standards. ASTM International, West Conshohocken, PA.
- [30] Darweesh HHM, Abo-El-Suoud MR (2015), Quaternary Cement Composites Containing Some Industrial By-products to Avoid the Environmental Pollution, *EC Chemistry*, 2, 1, 78-91.
- [31] Amin M, Abu El-Hassan K (2015), Effect of using different types of nano materials on mechanical properties of high strength concrete, *Constr. Build. Mater.*, 80, 116-124.
- [32] Stefanidou M, Papayianni I (2012), Influence of nano-SiO₂ on the Portland cement pastes, *Compos. Part B-Eng.* 43, 2706-2710.
- [33] ASTM C618a (2015) Specification for Coal Fly Ash and Raw or Calcined Natural Pozzolan for Use in Concrete. ASTM International, West Conshohocken, USA.
- [34] Imbabi MS, Carrigan C, McKenna S (2012) Trends and developments in green cement and concrete technology. *Int. J. Sustain. Built Environ.* 1, 194-216.
- [35] Darweesh HHM (2017), Geopolymer cements from slag, fly ash and silica fume activated with sodium hydroxide and water glass, *Interceram International*", 6, 1, 226-231. <https://doi.org/10.1007/BF03401216>.
- [36] Rashed AM (2014) Recycled waste glass as fine aggregate replacement in cementitious materials based on Portland cement. *Constr. Build. Mater.* 72, 340-357. <https://doi.org/10.1016/j.conbuildmat.2014.08.092>.
- [37] Nassar RUD, Soroushian P (2012) Strength and durability of recycled aggregate concrete containing milled glass as partial replacement for cement. *Constr. Build. Mater.* 29, 368-377. <https://doi.org/10.1016/j.conbuildmat.2011.10.061>.
- [38] Nassar RUD, Soroushian P (2011) Field investigation of concrete incorporating milled waste glass. *J. Solid Waste Technol. Manage.* 37 (4), 307-319. <https://doi.org/10.5276/JSWTM.2011.307>.
- [39] Mohammed T U, Ahmed T, Apurbo S M, Mallick TA, Shahriar F, Munim A, Awal AA (2017). Influence of chemical admixtures on fresh and hardened properties of prolonged mixed concrete. *Advances in Materials Science and Engineering*. 1-11. <https://doi.org/10.1155/2017/9187627>.

- [40] Darweesh, HHM and Nagieb, A (2007), Hydration and microstructure of Portland/Calcined Bentonite Blended Cement Pastes, *Indian Journal of Chemical Technology*, 14 301-307.
- [41] Heikal M, Ali AI, Ismail MN, Awad S, Ibrahim NS (2014) Behavior of composite cement pastes containing silica nanoparticles at elevated temperature, *Const. Build. Mater.*, 70, 339-350. <https://doi.org/10.1016/j.conbuildmat.2014.07.078>.
- [42] Aleem SAE, Heikal M, Morsi WM (2015) Hydration characteristic, thermal expansion and microstructure of cement containing nano-silica, *Const. Buil. Mater*, 59, 151-160. <https://doi.org/10.1016/j.conbuildmat.2014.02.039>.
- [43] Nazari A, Riahi S, Riahi S, Shamekhi SF, Khademno A (2010), Influence of Al_2O_3 nanoparticles on the compressive strength and workability of blended concrete, *Journal of American Science*, 6, 6-9.
- [44] Givi AN, Rashid SA, Aziz FNA, Salleh MAM (2010), Experimental investigation of the size effects of SiO_2 nanoparticles on the mechanical properties of binary blended concrete, *Composites Part B: Engineering*, 41, 673-677. <https://doi.org/10.1016/j.compositesb.2010.08.003>.
- [45] Ibrahim NS, Heikal M, Ismail MN (2015), Physico-mechanical, microstructure characteristics and fire resistance of cement pastes containing Al_2O_3 nano-particles, *Const. Build. Mater.*, 91, 232-242. <https://doi.org/10.1016/j.conbuildmat.2015.05.036>.
- [46] Adesina A (2020) Nanomaterials in cementitious composites: review of durability performance, *Journal of Building Pathology and Rehabilitation*, 5, 21, 1-9. <https://doi.org/10.1007/s41024-020-00089-9>.
- [47] Land G; Stephan D (2012) The influence of nano-silica on the hydration of ordinary Portland cement. *J Mater Sci*. <https://doi.org/10.1007/s10853-011-5881-1>.
- [48] Madani H; Bagheri A; Parhizkar T (2012) The pozzolanic reactivity of monodispersed nanosilica hydrosols and their influence on the hydration characteristics of Portland cement. *Cem Concr Res*. <https://doi.org/10.1016/j.cemconres.2012.09.004>.
- [49] Kalhori H; Bagherzadeh B; Bagherpour R; Akhlaghi MA (2020) Experimental study on the influence of the different percentage of nanoparticles on strength and freeze-thaw durability of shotcrete. *Constr Build Mater*. <https://doi.org/10.1016/j.conbuildmat.2020.119470>.

Biography



Hassan Hassanien Mohamed Darweesh, Professor of Inorganic Chemistry and Technology of cement and Building Material, Refractories, Ceramics and Building Materials Department, National Research Centre, Cairo, Egypt. General specialty is “Inorganic Chemistry” and the accurate specialty is “Cement and Technology of Building Materials”. I have published about 165 research articles in International Journals and Conferences. I am a reviewer and editor in some International Journals. I have reviewed about 175 articles, 12 Ph. D. and 8 M. Sc. theses, and also 10 research projects.. I had got a scientific mission in Brno University of Technology, Faculty of Civil Engineering, Brno, Czech Republic for 6 months from June 1, 2007 to December 1, 2007. Also, I had got another scientific mission in Malaysia for one month from June 1-30, 2012, School of Chemical Sciences, University of Sains, Malaysia, 11800 Penang, Malaysia.