

Characterization and Exploitation of El-Gedida High-Mn Iron Ore, El-Bahariya Oasis, Western Desert, Egypt

Galal H. El-Habaak¹, Mohamed S. Askalany², Mohamed G. Farghaly³,
Mahmoud S. Abdel-Hakeem^{2, *}

¹Department of Geology, Faculty of Science, Assiut University, Assiut, Egypt

²Department of Geology, Faculty of Science, South Valley University, Qena, Egypt

³Department of Mining and Petroleum Engineering, Faculty of Engineering, El-Azhar University, Qena, Egypt

Email address:

mahmoud.sabry@sci.svu.edu.eg (M. S. Abdel-Hakeem)

*Corresponding author

To cite this article:

Galal H. El-Habaak, Mohamed S. Askalany, Mohamed G. Farghaly, Mahmoud S. Abdel-Hakeem. Characterization and Exploitation of El-Gedida High-Mn Iron Ore, El-Bahariya Oasis, Western Desert, Egypt. *American Journal of Energy Engineering*. Vol. 4, No. 4, 2016, pp. 34-39. doi: 10.11648/j.ajee.20160404.11

Received: November 25, 2016; **Accepted:** December 27, 2016; **Published:** January 17, 2017

Abstract: Two strategies have been chosen for the exploitation of El-Gedida high-Mn iron ore containing 46.37 wt.% Fe and 7.53 wt.% Mn. The first one included magnetic roasting and subsequent low intensity magnetic separation. The second strategy involved a blend process of the El-Gedida high-Mn iron ore with the Um Bogma manganese ore. The magnetic separation failed to reduce the Mn content up to 4 wt.% and produced iron concentrate containing 52.15 wt.% Fe with a recovery of 94.47% and 6.45 wt.% Mn with a recovery of 71.95%. At this point, the magnetic separation is considered to be unsuitable process for upgrading the high-Mn iron ore. Moreover, this physical separation supported the microscopic prediction regarding the difficult liberation of iron minerals from manganese phase during the comminution process. On the other hand, blending the high-Mn iron ore with the Um Bogma manganese ore at weight ratio of 1/6 (El-Gedida sample/Um Bogma sample) produced a suitable mixture for making the ferromanganese alloys.

Keywords: El-Gedida Mine, High-Mn Iron Ore, Um Bogma Area, Manganese Ore, Magnetic Separation, Blend Process

1. Introduction

Egypt is endowed with huge amounts of mineral resources among which the ironstone deposits located at the El-Gedida mine, El-Bahariya Oasis, Western Desert, Egypt. This mining area contains 126.7 million metric tons of iron ores that are considered the only commercial oolitic ironstone in the northern Africa and southern Europe [1]. These iron ore deposits are the main iron raw material supplied for the Egyptian iron and steel company, Helwan, Cairo; from 1973 until now. One million metric ton of the El-Gedida iron ore suffers from the high content of BaO reported up to 36.87 wt.% [2]. The high percentage of BaO present in the iron ore is considered one of the problems which face the production of pig iron in the blast furnace at Helwan. Increasing BaO present makes the reduction process more energy consumption due to the high thermal stability of barite

(1580°C); moreover, the undesirable barium content decreases the quality of the produced pig iron [3]. The baritic iron ore of El-Gedida mine was magnetically processed by Farghaly [2]. He used the dry high intensity magnetic separation together with reduction roasting and obtained final product assaying 56.78 wt.% Fe and 1.61 wt.% BaO at recovery of 82.76% from a head sample containing 23.5 wt.% Fe and 34 wt.% BaO.

Besides the high content of BaO, the El-Gedida iron ore is faced with another challenge represented by the high content of Mn reaching up to 7.66 wt.% [4]. This high-Mn iron ore is reported at reserves 5.3 million metric tons [5]. The concentration of Mn in the iron raw materials must be at allowable content 4% [6]. The concentrations above 4% definitely result in forming strong oxides of manganese that influence the reduction process of iron oxides in the blast furnace [7-9]. Little studies have dealt with the high-Mn iron

ore of El-Gedida mine. Baoumy *et al.* [5] studied the high-Mn iron ore located at Ghorabi mine (northeast the Bahariya depression) in terms of mineralogy, geochemistry and origin. The authors suggested a supergene origin for this ore type. The present paper sheds the light on the origin of El-Gedida high-Mn iron ore and suggeststwo strategies, separation and blend processes,for exploiting this problematic iron ore. The separation process endeavors to obtain iron concentrate with Mn content ≤ 4 wt.%, while the main aim of blend process is to obtain suitable mixture for the manufacturing of ferromanganese alloys. The proved reserves of Um Bogma manganese ore, blend material, is 170 million metric tons with high content of manganese reaching up to 89.51 wt.% MnO_2 [10-12]. Hence, the reserves and Mn content of Um Bogma manganese ore are indicators on the possibility and economic potential of the blend process.

2. Materials and Methods

The used samples in the present study are represented by a high-Mn iron ore obtained from the western side of El-Gedida iron mine (Figure1) and a high grade manganese ore obtained from the Um Bogma area, Sinai. The high-Mn iron ore was petrographically studied using the reflected light optical microscope.

The bulk mineralogy of iron and manganese ores was determined using a Philips X-ray diffractometer (X'Pert PRO-PAN) hosted at Assiut University, Egypt. The XRD data was interpreted using X'Pert High Score Software. The chemical composition of these ores was investigated using XRF hosted at the Egyptian Geological Survey. For major oxides, fused beads were prepared by mixing the powdered samples with the flux (57% Li-tetraborate and 47% Li-metaborate) at sample/flux ratio of 0.33/2.5 g. The process of fusion was performed in platinum-gold crucibles. Loss on ignition (L.O.I) was determined by heating the powdered samples up to 1000°C for 6 hours.



Figure 1. Image satellite showing the location of high-Mn iron ore section at the western wadi of El-Gedida iron mine.

Regarding the separation process, a representative sample of the high-Mn iron ore was subjected to crushing and grinding processes using jaw crusher and hammer mill. The size reduction process was conducted in a closed circuit along with mesh #100 (150 μm) until the whole sample

became-150 μm . Both comminution and sieving processes were followed by magnetic roasting for converting iron oxides and hydroxides to more magnetic phases (magnetite) which enables the magnetic separation at low intensity leaving behind the other non magnetic phases, manganese minerals in the present case [13]. The roasting procedure started with mixing 15g of the ground ore with 9g of coke (reducing agent). The mixture was then heated up to 650°C for 80 min. The roasted product was mineralogically investigated to determine the efficiency of roasting process. Afterwards, the separation process was performed for the roasted sample (15g) using wet low intensity magnetic separator adjusted at 120 Am and 150 V. Both magnetic and non magnetic fractions were chemically assayed for iron and manganese contents.

Besides the magnetic separation, the blend process is considered the second strategy for converting the El-Gedida high-Mn iron ore from problematic ore to a commercial material can contribute to the manufacture of ferromanganese alloys. For performing this process, 200 g representative sample of the Um Bogma manganese ore was ground to the same size as El-Gedida high-Mn iron ore (-150 μm). The mixing process was carried out at five weight ratios of El-Gedida high-Mn iron ore/ Um Bogma manganese ore (1/2, 1/3, 1/4, 1/5 and 1/6). The efficiency of mixing process was monitored by performing chemical analyses for each weight ratio.

3. Results and Discussion

3.1. Microscopic Characterization

Hematite, the chief iron mineral in the studied samples, is found as agglomerated granules, pellets, or idiomorphic crystals ranging from 0.3to0.65mm in size. The interstitial spaces between hematite grains are frequently infilled with goethite or pyrochroite (Figure 2.a). Occasionally, alteration rims of cryptomelane are observed around hematite grains (Figure 2.b). Also, cryptomelane has been reported as connected network inside some hematite grains (Figure 2.c) and botryoidal masses inside a groundmass of hematite (Figure 2.d).

Besides its role in identifying the mineral phases, the optical microscope can predict the liberation degree of mineral deposit by studying the nature of grain boundaries between the different mineral phases of such deposit. This prediction of liberation degree can contribute to save the energy consumed during the mineral processing operations [14]. The high-Mn iron ore shows intergranular and net-like textural relationships between iron and manganese minerals. These textural relationships refer to the probability of difficult liberation during the comminution process [15-16].

3.2. Mineralogical Characterization

Interpretation of XRD patterns of the high-Mn iron ore (Figure 3.a) indicates the iron minerals are represented hematite and goethite, while the Mn phases are represented

by cryptomelane, pyrochroite, bixbyite and rhodochrosite. Also, traces of quartz and glauconite were detected. On the other side, the Um Bogma manganese ore is composed of

psilomelane and pyrolusite with small quantities of hematite, quartz, halloysite and barite (Figure 3.b).




Figure 2. Photomicrographs showing an intergranular locking between hematite pellets (light grey) and pyrochroite (medium grey) (a), fibrous rims of cryptomelane (white) around the peripheries of hematite grains (bluish grey) (b), net-like locking between cryptomelane (white) and hematite (brownish grey) (c), and botryoidal masses of cryptomelane (white) cemented by hematite-rich groundmass (brownish grey) (d).

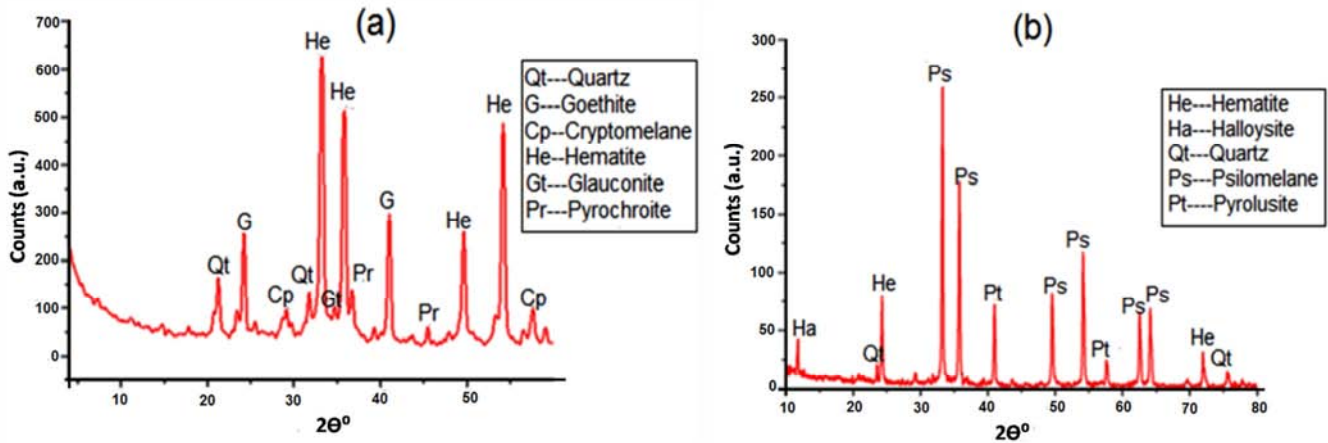


Figure 3. XRD patterns of El-Gedida high-Mn iron ore (a) and Um Bogma manganese ore (b).

3.3. Chemical Characterization

As listed in Table 1, the chemical analysis of El-Gedida high-Mn iron ore reveals that the total contents of iron and manganese are 46.37 wt.% Fe and 7.53 wt.% Mn, respectively. According to Pihura et al. [6], the maximum content of manganese in iron ores exploited for the steelmaking must not be more than 4wt.%Mn. The high content of manganese in the studied iron ore will cause increasing the consumed quantity of coke during the reduction process and a detrimental effect on the productivity and life time of the blast furnace [17]. So, the studied high-Mn iron ore is not suitable for the direct metallurgical exploitation. On the other side, the Um Bogma manganese sample contains 65.0 wt.% Mn and 2.11 wt.% Fe. The slag components ($\text{SiO}_2 + \text{Al}_2\text{O}_3$) are reported at 1.11 wt.% for the high-Mn iron ore and 1.33 wt.% for the Um Bogma manganese ore. The contents of P_2O_5 are 0.11wt.% and 0.07 wt.% for the El-Gedida iron ore and Um Bogma sample, respectively. Also, the contents of SO_3 are low and reported

as 0.90 wt.% and 0.06 wt.% for the El-Gedida iron ore and Um Bogma manganese ore, respectively.

Table 1. Chemical analyses of El-Gedida and Um Bogma head samples.

Oxides (100%)	El-Gedida sample	Um Bogma sample
SiO_2	1.03	0.88
TiO_2	0.06	0.54
Al_2O_3	0.08	0.45
MnO	9.72	88.93
Mn_{total}	7.53	68.87
Fe_2O_3	66.29	3.01
Fe_{total}	46.37	2.11
MgO	0.26	0.29
CaO	4.65	0.43
Na_2O	1.85	0.49
K_2O	0.18	0.86
P_2O_5	0.11	0.07
SO_3	0.90	0.06
Cl	2.48	0.08
L.O.I.	12.00	3.85

3.4. Magnetic Separation

The mineralogical analysis of the roasted iron ore sample

refers to the complete transformation of hematite to magnetite, with further converting the produced magnetite to wustite (Figure 4).

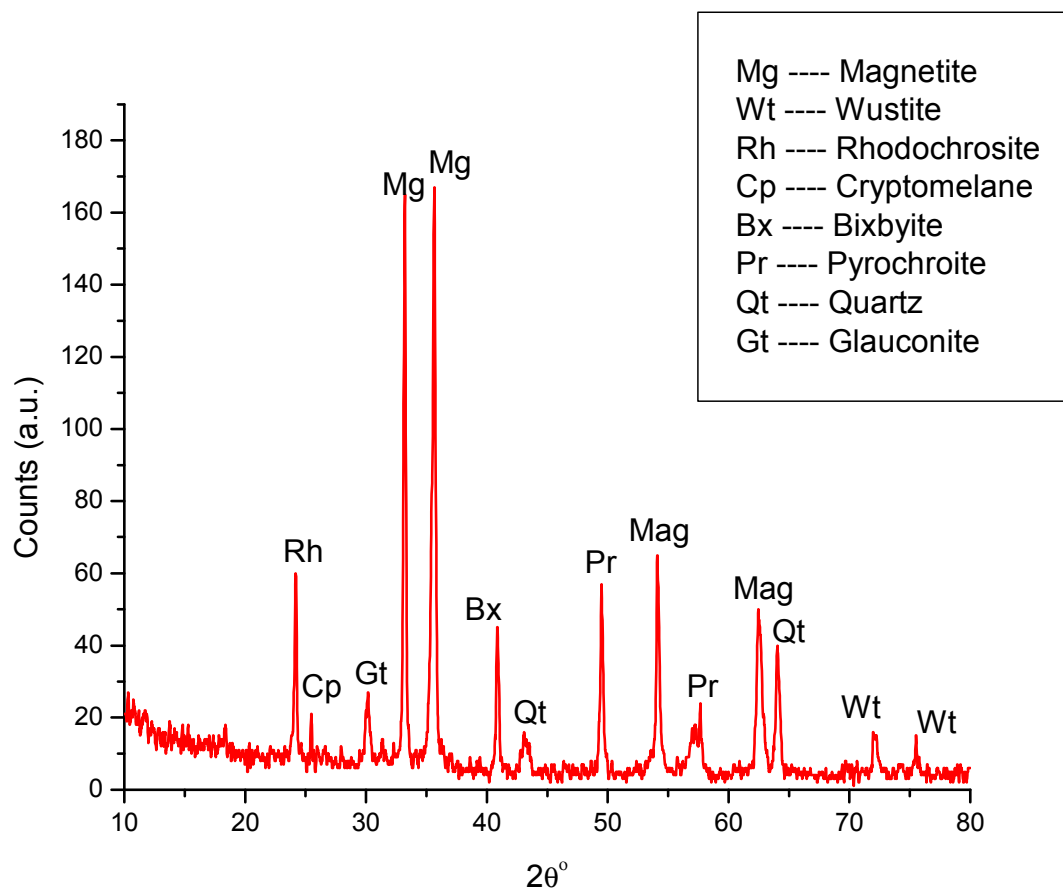


Figure 4. XRD pattern of the roasted sample of El-Gedida high-Mn iron ore.

After roasting, the separation process of El-Gedida high-Mn iron ore produced magnetic and nonmagnetic fractions. The magnetic fraction accounts for 84wt.% of the roasted sample and contains 52.15 wt.% Fe with a recovery of 94.47% and 6.45wt.%Mn with a recovery of 71.95%, as shown in Table 2. The non-magnetic fraction comprises 16 wt.% of the roasted sample and contains 15.4 wt.%Feand12.89wt.%Mn. The iron content present in the

non-magnetic fraction can be attributed to the further conversion of magnetite to wustite that is well known with its diamagnetic property [2]. However, the process of magnetic separation resulted in a magnetic fraction that contains manganese above the tolerant concentration. Thus, the separation process is unsuitable method for converting the high-Mn iron ore from invaluable material to commercial raw material.

Table 2. Chemical assay of the magnetic fraction obtained from the high-Mn iron ore.

Sample	Oxides (100%)											
Magnetic fraction	SiO ₂	TiO ₂	Al ₂ O ₃	Mn _{total}	Fe _{total}	MgO	CaO	Na ₂ O	K ₂ O	P ₂ O ₅	SO ₃	L.O.I.
	1.77	0.04	0.45	6.45	52.15	0.46	1.52	0.23	0.02	0.02	0.07	12.2

3.5. Blend Process

The blend process of high-Mn iron ore with the Um Bogma manganese ore aims at upgrading the content of manganese in the final mixture to be a suitable raw material for ferromanganese alloys. Manganese alloys are required for steelmaking due to the role of manganese in sulfur-fixing that prevents the formation of a liquid iron sulfide at the grain boundaries, in addition to other aspects such as deoxidizing

[18]. To attain the suitable blend ratio for the production of high carbon ferromanganese alloys, the contents of Fe and Mn, Mn/Fe ratio, slag components (Al₂O₃+SiO₂) and the concentrations of sulfur (SO₃) and phosphorous (P₂O₅) must be taken into account [19-21].

As illustrated in Table 3, the manganese content of the mixture gradually increases with increasing the blend ratio, and vice versa for the content of iron. For instance, the assay of mixture at weight ratio of 1/2 (El-Gedida sample/Um Bogma sample) reveals 46.64 wt.% Mn and 17.61 wt.% Fe

with Mn/Fe ratio 2.64/1, whereas the weight ratio of 1/6 (El-Gedida sample/Um Bogma sample) leads to a mixture containing 55.68 wt.% Mn and 9.13 wt.% Fe with Mn/Fe ratio 6.09/1. Considering slag components, the weight ratio 1/2 (El-Gedida sample/Um Bogma sample) results in a mixture containing 0.46 wt.% Al_2O_3 and 0.87 wt.% SiO_2 , whereas the weight ratio of 1/6 (El-Gedida sample/Um Bogma sample) produces a mixture containing 0.79 wt.% Al_2O_3 and 0.74 wt.% SiO_2 . For phosphorous, the blended sample at weight ratio of 1/2 (El-Gedida sample/Um Bogma sample) contains 0.09 wt.% P_2O_5 , while the blended one at the ratio 1/6 (El-Gedida sample/Um Bogma sample) contains 0.06 wt.% P_2O_5 .

The market survey on manganese ore issued by the Indian Bureau of Mines [19] includes standard specifications for the raw materials exploited for the high carbon ferromanganese alloys. According to these specifications, the maximum content of Fe must not exceed 15%, while the minimum content of Mn must be 38%. The proper Mn/Fe ratio for the ferromanganese alloys starts at 6.0. Moreover, the sum of slag constitutes ($Al_2O_3+SiO_2$) must not increase more than 8% in the raw materials. Also, the maximum content of phosphorous in the blended ores is recommended to be 0.16% P_2O_5 , while the maximum concentration of sulfur is tolerant at 0.14% SO_3 . As listed in Table 3, the weight ratio 1/6 is considered to be a desirable ratio at which it can be obtained a proper mixture for the manufacture of high carbon ferromanganese alloys. Thus, the high-Mn iron ore of El-Gedida mine can be of economic potential as blend material with the Um Bogma manganese ore.

Table 3. Chemical assays of the blend ratios.

Major oxides (100%)	Blend ratios (El-Gedida sample/ Um Bogma sample)				
	1/2	1/3	1/4	1/5	1/6
SiO_2	0.87	0.85	0.80	0.79	0.74
Al_2O_3	0.46	0.51	0.62	0.71	0.79
MnO	63.51	69.42	74.12	76.64	78.24
Fe_2O_3	25.17	20.20	16.18	14.85	13.05
MgO	0.21	0.26	0.29	0.34	0.38
CaO	1.94	1.54	1.39	1.22	0.96
Na_2O	1.35	0.99	0.86	0.76	0.62
K_2O	0.75	0.79	0.85	0.88	0.94
P_2O_5	0.09	0.08	0.07	0.06	0.06
SO_3	0.25	0.19	0.16	0.14	0.11
Cl	0.98	0.85	0.71	0.59	0.37
L.O.I	4.41	4.30	3.92	3.01	3.77

5. Conclusion

i. Microscopic investigations of the high-Mn iron ore revealed the complexity of interlocking between iron and manganese minerals, resulting in difficult liberation during the size reduction process.

ii. Magnetic separation of the high-Mn iron ore produced iron concentrate that contains 52.15 wt.% Fe and undesirable Mn content (6.45 wt.%) for steelmaking at the Egyptian Iron & Steel Company, Cairo. Hence, the magnetic separation is unsuitable for exploiting the high-Mn iron of El-Gedida iron

mine.

iii. Results of magnetic separation support the prediction of microscopic studies regarding the difficult liberation of iron minerals from manganese phases.

iv. Blending the high-Mn iron ore with Um Bogma manganese ore at weight ratio of 1/6 (El-Gedida sample/Um Bogma sample) resulted in a mixture containing 55.68 wt.% Mn and 9.13 wt.% Fe with Mn/Fe ratio 6.09/1. The chemical characterization of this mixture at weight ratio of 1/6 is consistent with the standard specifications issued by the Indian Bureau of Mines (2014) for the production of ferromanganese alloys. Thus, the blend process is considered the effective method for exploiting the high-Mn iron ore of El-Gedida mine.

Acknowledgement

Authors expand their sincere thanks to Dr. M. Mansour, the Chairman of El-Bahariya Oasis Sector, Egyptian Iron & Steel Company, for his collaboration during the field excursions in El-Gedida iron mine.

References

- [1] Salama W, El Aref M, Gaupp R. Mineralogical and geochemical investigations of the Middle Eocene ironstones, El Bahariya Depression, Western Desert, Egypt. *Gondwana Research* 2012; 22: 717-736.
- [2] Faraghaly M G. Beneficiation of El-Gedida Barite Iron Ore. *Journal of Engineering Science* 2002; 30: 779-812.
- [3] Linchevsky B, Sobolevsky A, Kalenen A. Iron and Steel making. Mir publishers, Moscow 1983, pp. 11-19.
- [4] El Bassyony A A. Geological Setting and Origin of El Harra Iron Ores, Bahariya Oases, Western Desert, Egypt. *Annal of Geological Survey of Egypt* 2000; 23: 213-222.
- [5] Baioumy H M, Khedr M Z, Ahmed A H. Mineralogy, geochemistry and origin of Mn in the high-Mn iron ores, Bahariya Oasis, Egypt. *Ore Geology Reviews* 2012, 1-12.
- [6] Pihura D, Oruc M, Lamut J. Selective oxidation of manganese in molten pig iron. *Materials and technology* 2010; 44 (5): 235-238.
- [7] Terayama K, Ishiguro T, Watanabe H. Reduction Mechanism of Iron-Manganese Oxide with Carbon. *Materials Transactions* 1996; 37: 1247-1250.
- [8] Atui L, Ryzhonkov D I, Sorin S B, Drozdov N N. Theory of Metallurgical Processes: Joint reduction of oxide mixtures containing Fe_2O_3 , MnO_2 , and NiO with solid carbon. *Steel in Translation* 1999; 29: 47-49.
- [9] El Geassy A, Nasr M I, Yousef M A, Khedr M H, Bahgat M. Behavior of manganese oxides during magnetising reduction of Baharia iron ore by CO-CO₂ gas mixture. *Ironmaking and Steelmaking* 2008; 27: 117-126.
- [10] Saad N A, Zidan B I, Khalil K I. Geochemistry and origin of the manganese deposits in the Umm Bogma region, west central Sinai, Egypt. *Journal of African Earth Sciences* 1994; 19: 109-116.

- [11] Abouzeid A M, Khalid A M. Mineral Industry in Egypty-Part I: Metallic Mineral Commodities. Natural Resources 2011; 2: 35-53.
- [12] Khalifa I H, Seif R A. Geochemistry of manganese-iron ores at Um Bogma area, west central Sinai, Egypt. International Journal of Advanced Scientific and Technical Research 2014; 6: 258-283.
- [13] Young Y U, Chaoying Q I. Magnetizing Roasting Mechanism and Effective Ore Dressing Process for Oolitic Hematite Ore. Journal of Wuhan University of Technology-Mater. Sci. Ed. 2011; 26 (2): 176-181.
- [14] Tomanec R, Milovanovic J..Mineral liberation and energy saving strategies in mineral processing. Fizykochemiczne Problemy Mineralurgii 1994; 28: 195-205.
- [15] Amstutz G C, Giger H. Stereological methods applied to mineralogy, petrology, mineral deposits and ceramics. Journal of Microscopy 1972; 95: 145-164.
- [16] Petruk W. Applied Mineralogy in the Mining Industry. Elsevier Science B.V 2000, pp. 83-94.
- [17] El-Faramawy H, Mattar T, Eissa M, El-Fawakhry K, Ahmed M A. Demanganisation of high manganese pig iron to produce high manganese slag. Maney for the institute of Materials, Minerals and Mining 2004; 31 (1): 23-30.
- [18] Gutzmer J, Beukes N J. Iron and manganese ore deposits: Mineralogy, geochemistry and Economic Geology. Encyclopedia of Life Support Systems, UNESCO 2002; 532-545.
- [19] Market Survey on Manganese Ore. Indian Bureau of Mines, Ministry of Mines, Nagpur 2014, pp. 11-20.
- [20] Vorobyov V, Golunov A, Ignatyev A. Production of manganese ferroalloys from rich high-bacsicity ores. CIS Iron and Steel Review 2010; 19-22.
- [21] Eissa M, El-Faramawy H, Ahmed A, Nabil S. Parameters Affecting the Production of High Carbon Ferromanganese in Closed Submerged Arc Furnace. Journal of Minerals& Materials Characterization& Engineering 2012; 11 (1): 1-20.