

## Review Article

# Chemical Composition, Bio-Diesel Potential and Uses of *Jatropha curcas* L. (Euphorbiaceae)

**Temesgen Bedassa Gudeta**

Department of Biology, School of Natural Sciences, Madda Walabu University, Bale-Robe, Ethiopia

### Email address:

[tasgabifenet@gmail.com](mailto:tasgabifenet@gmail.com)

### To cite this article:

Temesgen Bedassa Gudeta. Chemical Composition, Bio-Diesel Potential and Uses of *Jatropha curcas* L. (Euphorbiaceae). *American Journal of Agriculture and Forestry*. Vol. 4, No. 2, 2016, pp. 35-48. doi: 10.11648/j.ajaf.20160402.15

**Received:** April 5, 2016; **Accepted:** April 18, 2016; **Published:** May 6, 2016

---

**Abstract:** This review paper focuses some basic aspect of the taxonomic, biology, cultivation, chemical composition, bio-diesel potential, medicinal values and uses of *Jatropha curcas* Linn. *The genus Jatropha is distributed throughout the tropics and sub-tropics growing in marginal lands and is a potential biodiesel crop worldwide. Due to its adaptability to marginal soils and environments the cultivation of Jatropha curcas is frequently mentioned as the best option for producing biodiesel. The seed oil can be used as a feed stock for biodiesel. Alternatively Jatropha oil is used in soap, glue or dye industry. The seed cake is rich in nitrogen and phosphorus and can be used as manure. Ash from the roots and branches of Jatropha curcas L. is used as cooking salt, and as lye in dyeing. The dark blue dye extracted from the bark of Jatropha is a useful dye. The plant parts and its oil along with its latex used for different reasons such as pesticides, anti-inflammatory activities, wound healing, lighting (lamp), bio-gas production, fertilizer and other purposes.* The objective of this review paper focuses some basic aspect of the taxonomic, biology, cultivation, chemical composition, bio-diesel potential, medicinal values and uses of *Jatropha curcas* Linn.

**Keywords:** Chemical Composition, *Jatropha curcas*, Biodiesel, Uses

---

## 1. Introduction

*Jatropha curcas* Linn is commonly known as ‘physic nut’ is a non-food bioenergy plant and currently considered as alternative substitute to fossil [1]. It is perennial shrub belongs to Euphorbiaceae family same as rubber and cassava trees [2, 3]. Originally, *Jatropha curcas* was native tree in South America and was induced to Thailand about 200 years ago by Portuguese who produced soap from *Jatropha* oil. Generally, *Jatropha* tree is 3-6 meter tall, smooth grey bark, having latex and heart green leaf. *Jatropha curcas* L. or physic nut is a drought resistant large shrub or small tree, producing inedible oil containing seeds [4]. It is the commonest specie found in Nigeria, but many species exist in different parts of the world. It is a multipurpose, drought resistant tree and can be cultivated in areas of low rainfall [5]. *Jatropha curcas* L. is a suitable plant for quick and efficient domestication compared with other woody species [18]. Names used to describe the plant vary per region or country. It is most commonly known as “Physic nut”. In Zimbabwe it is known as “Mufeta/

mujirimono” to mean it ‘oil tree’ [5]. In Nigeria it is known as “binidazugu/cinidazugu” and “lapa lapa” in Hausa and Yoruba languages respectively [6, 7]. At present, the varieties being used to established plantations in Africa and Asia are inedible [8]. Due to its toxicity, *J. curcas* oil is not edible and is traditionally used for manufacturing soap and medicinal [4]. Although there have been few and increasing research investigations in the previous works about *J. curcas* L., they have been based on little evidence-based information concerning chemical composition, bio-diesel potential and uses of the plant all the required information at one place in detail and consolidated form. There are many knowledge gaps concerning the chemical composition and potential applications of this plant. So, in view of such concerns of this plant, this review aims to provide an up-to-date overview of the chemical composition, bio-diesel potential and uses of different parts from *J. curcas* L., which could be significant in providing insights for present and future research aimed at

both ethnopharmacological validation of its popular use, as well as its exploration as a new source of herbal drugs and/or bioactive natural products along with its bio-diesel potentiality.

### 1.1. Taxonomic and Botanical Description


The Euphorbiaceae family, which is considered one of the largest families of Angiosperms, covers about 7,800 species distributed in approximately 300 genera and 5 subfamilies worldwide [9]. These species occur preferentially in tropical and subtropical environments [10, 11]. Among the main genera belonging to this family, there is *Jatropha* L., which belongs to the subfamily Crotonoideae, Jatrophaeae tribe and is represented by about 200 species. This genus is widely distributed in tropical and subtropical regions of Africa and the Americas [10]. The name “*Jatropha*” is derived from the Greek words “*jatros*,” which means “doctor” and “*trophe*,” meaning “food,” which is associated with its medicinal uses. The leaves have significant variability in their morphology from green to pale green, alternate to sub opposite, and three- to five-lobed with a spiral phyllotaxis [1]. Flowers of *Jatropha curcas* produce nectar and are scented. The nectaries are hidden in the corolla and only accessible to insects with a long proboscis or tongue. The sweet, heavy perfume at night and greenish yellow colour of the flowers suggest that they are pollinated by moths.

**Table 1.** Taxonomic Classification *J. curcas* Linn.

| Kingdom:      | Plantae                     |
|---------------|-----------------------------|
| Subkingdom:   | Angiosperms                 |
| Infrakingdom: | Streptophyta                |
| Superdivision | Embryophyta                 |
| Division:     | Tracheophyta                |
| Subdivision:  | Spermatophytina             |
| Class:        | Magnoliopsida               |
| Superorder:   | Rosanae                     |
| Order:        | Malpighiales                |
| Family:       | Euphorbiaceae               |
| Subfamily:    | Crotonoideae                |
| Tribe:        | Jatrophaeae                 |
| Genus:        | <i>Jatropha</i>             |
| Species:      | <i>Jatropha curcas</i> Linn |

Source: [72]

In inflorescences, the female flowers open one or two days before the male ones or at the same time as the earliest male flowers. Male flowers last only one day. Seed never sets in indoor cultivation unless the flowers are pollinated by hand. Plants raised from seed are more resistant to drought than those raised from cuttings, because they develop a taproot. Fruit development from flowering to seed maturity takes 80–100 days. Plants from cuttings produce seeds earlier than plants grown from seed. Full production is achieved in the 4th or 5th year [12].



**Figure 1.** Flower of *J. curcas* L.; Sources: [13, 14].


Male and female flowers are produced on the same inflorescence, averaging 20 male flowers to each female [15]. The petiole length ranges from 6.1–23.1 mm. The inflorescence can be formed in the leaf axil. Plants are monoecious and also possess hermaphroditic flowers occasionally. Flowers are formed terminally, individually, with female flowers usually slightly larger occurring in hot seasons. Where continuous growth, an unbalance of pistillate or staminate flower production results in a higher number of female flowers. More female flowers mean more fruits. Fruits are produced in winter when the shrub is leafless, or it may produce several crops during the year if soil moisture is good and temperatures are sufficiently high. Each inflorescence yields a bunch of approximately 10 or more ovoid fruits. A three bi-valved cocci is formed after the seeds mature and the fleshy exocarp dries [1]. The seeds are mature when the capsule changes from green to yellow. The whole genome of *J. curcas* L was sequenced by *Kazusa DNA Research Institute*, Chiba Japan in October 2010 [16]. It was reported, somatic chromosome numbers were counted from root-tip cells of four individuals per population and all had  $2n=22$  chromosomes, corresponding to the diploid level ( $x=11$ ) in which all the plant populations were found diploid [17]. This lack of variation in chromosome numbers contrasts with the high variability in other characteristics such as seed size, weight, and oil contents due to environment and genetic interaction [18].



**Figure 2.** *J. curcas* L with ripen fruits; Source: [19].



**Figure 3.** *J. curcas* L with ripen fruits; Source: [19].



Dried fruits of *J. Curcas* L. Source: [5]




Figure 4. (a) Fresh and (b) dried seeds of *J. Curcas* L.; Source: [19].

### 1.2. Ecological Requirements

*Jatropha curcas* grows almost anywhere, even on gravelly, sandy and saline soils. It can thrive on the poorest stony soil. It can grow even in the crevices of rocks. The leaves shed during the winter months (dry season) form mulch around the base of the plant [20]. The organic matter from shed leaves enhance earth-worm activity in the soil around the root-zone of the plants, which improves the fertility of the soil. Regarding climate, *Jatropha curcas* is found in the tropics and subtropics and likes heat, although it does well even in lower temperatures and can withstand a light frost. Its water requirement is extremely low and it can stand long periods of drought by shedding most of its leaves to reduce transpiration loss. *Jatropha* is also suitable for preventing soil erosion and shifting of sand dunes.

### 1.3. Pests and Diseases

The seed oil, extracts of *J. curcas* seeds and phorbol esters from the oil have been used to control various pests, often with successful results. In Gabon, the seeds, ground and mixed with palm oil, are used to kill rats. The oil has purgative properties, but seeds are poisonous; even the remains from pressed seeds can be fatal [21]. It is popularly reported that pests and diseases do not pose a significant threat to *jatropha*, due to the insecticidal and toxic characteristics of all parts of the plant. However, incidence of pests and diseases such as collar rot, leaf spots, root rot and damping-off, may be controlled with a combination of cultural techniques (for example, avoiding waterlogged conditions) and fungicides are widely reported [2]. In Nicaragua (*Pachycoris klugii*) and India (*Scutellera nobilis*), causes flower fall, fruit abortion and seed malformation. Other serious pests include the larvae of the moth *Pempelia morosalis* which damages the flowers and young fruits, the bark-eating borer *Indarbela quadrinotata*, the blister miner *Stomphastis thraustica*, the semi-loopier *Achaea janata*, and the flower beetle *Oxyctenia versicolor*

[20]. Termites may damage young plants. Carefully and judiciously adding an insecticide to the planting pit may be advisable if problems are endemic the use of pesticides is not necessary, due to the pesticidal and fungicidal properties of the plant. An insecticide may be included as a precaution against termites [22].

### 1.4. Cultivation

*J. curcas* L. can be planted by two common methods; seed or seedling propagation and the cutting method [23]. It was reported that vegetative propagation can be achieved by stem cuttings, grafting, budding and by air layering techniques [24]. The investigation leads to the recommendation that cuttings should be taken preferably from juvenile plants and treated with 200 microgram per liter of indol butric acid IBA (rooting hormone) to ensure the highest level of rooting in stem cuttings. These vegetative methods have potential for commercial propagation of these plants and yields faster results than multiplication by seeds [20]. The plant can grow in wastelands and grows on almost any terrain, even on gravelly, sandy and saline soils [25, 57]. Mycorrhizae have been observed on the roots; they promote growth, especially where phosphate is limiting [12]. Complete seed germination is achieved within nine days. Adding manure during the germination has negative effects during that phase, but is favorable if applied after germination is achieved [26].



Figure 5a. Propagation of *J. curcas* by stem cutting.



Figure 5b. Propagation of *J. curcas* by grafting.





**Figure 5c.** Propagation of *J. curcas* by air layering techniques; Source: [20].

*Jatropha curcas* thrives on a mere 250 mm of rain a year, and only during its first two years does it need to be watered in the closing days of the dry season. Ploughing and planting are not needed regularly, as this shrub has a life expectancy of approximately forty years. *Jatropha* is planted at densities ranging from 1 1010 to 2500 plants per hectare. Yield per tree is likely to increase with wider spacing but with a decline in yields per hectare [18]. Spacing decisions should be based on the environment, i.e. how it affects competition among trees for water, light and nutrients. Semi-arid, low-input systems should use wider spacing such as 3.0 x 2.0, 3.0 x 2.5 or 3.0 x 3.0 metres. Alternate planting in succeeding rows will minimize mutual shading. In addition, consideration should be given to access. At least 2.5 m between trees allows easier passage for fruit pickers, while a 5-metre alley at every fourth row facilitates access by carts. Planting holes of 30–45 cm wide and deep should be prepared and organic matter incorporated before planting [20]. In the case of vegetative propagation of *J. curcas*, the method uses 40-50 cm long cuttings. Unlike seedlings, cuttings are planted during the dry season mostly two to three months prior to the commencement of rainy season. This is mainly because the plant has so much water that it can decompose if planted during the rainy season [5]. This contains resonance with thin which the *jatropha* cuttings have a thin layer of wax that prevents the easy evaporation of water hence they have to be planted early to lose some water [12].

### 1.5. Growth and Development

Growth in *J. curcas* is intermittent and sympodial which is a zigzag pattern of growth. Dormancy is induced by fluctuations in rainfall, temperature and light. Not all plants respond simultaneously; in a hedge plants without leaves may be found besides ones full of green leaves. The potential lifespan of *J. curcas* is 30–50 years [12].



**Figure 6.** Sympodial i.e. a zigzag pattern of growth in which the main plant stem develops from a series of lateral branches. Source: [5].

## 2. Chemical Composition of *Jatropha curcas* L. Components

### 2.1. Fruit Shell

The fruit shell describes the fruit pericarp, while the seed consists of the inner kernel and the outer husk or seed coat [27]. As stated in Farmers Handbook prepared in Kenya when the fruit is crushed by a simple hand tool, the shells and seeds are separated [14]. The shell is mechanically removed from the fruit in the first step during oil extraction. The chemical analysis of *Jatropha curcas* L. shell has shown that it is made up of 34%, 10% and 12% cellulose, hemicellulose and lignin, respectively. Volatile matter, ash and fixed carbon content of the shell have been shown to be 69%, 15% and 16%, respectively [22, 27]. These results show that *J. curcas* L. shells have very high ash content. This has an influence on the type of conversion technology that can be used to obtain energy from the shells. *Jatropha* shell ash fuses at temperatures above 750°C. Depending on the magnitude of the ash content, the available energy of the fuel is reduced proportionately [28]. At these high temperatures the ash reacts to form a slag, which can reduce plant throughput in combustion equipment. It was found that the calorific value of *J. curcas* L. shells is 11.1 MJ kg<sup>-1</sup> [29]. It was also found that the chemical composition of this plant shells seems to suggest that it is a good feedstock for biological conversion and for briquetting. Several conversion technologies have been studied using *J. curcas* L. shells as an energy feedstock [22]. These include briquetting and combustion [22], pyrolysis [30] and bio-methanation [29].

### 2.2. Seeds

The matured seeds contain 21% saturated fatty acids and 79% unsaturated fatty acids [31], and they yield 25%–40% oil by weight [32]. Additionally, the seeds contain other chemical compounds, such as saccharose, raffinose, stachyose, glucose, fructose, galactose, and protein. As stated by [18]. On average the seeds contain about 30-45% viscous oil which varies depending on where the *jatropha* is planted and the care it receives, water and nutrients [23].

### 2.3. Seed Husks

According to [27] the seed kernel contains predominantly crude fat oil and protein while the seed coat (husk) contains mainly fibre. Figure 8, shows that seed contains about 42% seed husks (seed coat) and 58% kernels, part of the seed in the seed coat. Although there is limited information in literature about the use of *J. curcas* L. seed husks for energy purposes. Analysis of the husks by [22] and [33] showed that the husks contained 4% ash, 71% volatile matter and 25% fixed carbon. The calorific value of the husks is 16 MJ kg<sup>-1</sup>, comparable to that of wood [33]. The physical properties of husks (for example, bulk density of 223 kg m<sup>-3</sup>) make them amenable to briquetting. The briquettes can be used as an energy source via combustion. It was also stated that *gasification* is a mature

commercial energy conversion technology that can be used with *J. curcas* L. seed husks. In this study, it was found that the syngas calorific value and concentration of carbon monoxide, along with gasification efficiency increased with the increase in gas flow rate. This study showed that seed husks can be successfully used as feedstock for open core down draft gasifier [20, 25, 33].

#### 2.4. Seed Cake

One liter of *J. curcas* L. oil comes from about 4 kg of seed which will give about 3 kg of the seed cake, a pressed seed cake, left after oil extraction [2].

*Jatropha curcas* L. seed cake makes an excellent organic fertilizer with a high nitrogen content similar to, or better than, chicken manure with macronutrient contents such as Nitrogen% (4.4-6.5), P% (2.1-3.0), K% (0.9-1.7), Ca% (0.6-0.7) and Mg% (1.3-1.4) [34].



Figure 7. Pressed seed cake.

*Jatropha curcas* L. seed cake contains mainly proteins and carbohydrates. The cake is made up of the seed husks (42%) and kernel [27]. Based on the extraction efficiencies and the average oil content of the whole seed, press-cake can contain 9-12% oil by weight [18]. This oil influences the gross energy value of press cake, which is about 18.2 MJ kg<sup>-1</sup> [18]. Production of biogas by anaerobic digestion of *Jatropha* press-cake has been demonstrated [22, 35].

#### 2.5. Seed Oil

The oil content of *J. curcas* seed generally lies in the range of 25–40 percent [32]. This can be extracted by heat, solvents or by pressure. The seed oil is potentially the most valuable end-product of *J. curcas*.



Figure 8. Harvested fruits products of *J. curcas* L. and their fractions by weight. Sources: [27, 32, 39].

The plant seed oil chemically consists of triacylglycerol with linear fatty acid chain (unbranched) with/without double bonds [19]. With related to this, two interesting forms of diterpenoids, namely Diterpenoid Curcusion A and Diterpenoid Curcusion C, having aromatic qualities are found in this plant. This is a great prospect for the plant in perfumes and other cosmetics industries. The oil is almost all stored in the seed kernel, which is accounted for around 58% of the seed [4]. Similar result was obtained as the seed of this plant consists of 40-42% of husk and 58-60% of kernel by mass [36]. This compares well to groundnut kernel (42 percent), rape seed (37 percent), soybean seed (14 percent) and sunflower seed (32%). The seed yield can attain 4 tonnes of seed/ha/year while the oil yield can reach 1590kg/ha [37, 38].

The removal of shell from *Jatropha* seed can improve oil yield and quality during the oil extraction process in biodiesel production. A *Jatropha* shelling machine was evaluated to analyse its efficiency to separate between the seed and the shell [39]. 63.16% oil content from Malaysian *J. curcas* seed kernels was determined using Hexane [40]. High oil content of *J. curcas* indicated the plant is suitable as non-edible vegetable oil feedstock in oleochemical industries such as biodiesel, fatty acids, soap, fatty nitrogenous derivatives, surfactants and detergents. In addition to a high oil content (64.4%), there are also lipid classes such as dominant triacylglycerol lipid species (88.2%) and appreciable percentage composition of fatty acids such as linoleic acid (47.3%) after extraction from samples of *Jatropha curcas* seeds obtained from markets in five different towns in Nigeria; as indicated below in Table 2 and 3 [41].

Table 2. Percentage composition of lipid classes of *J. curcas* seed oil.

| R. No | Composition            | Percentage |
|-------|------------------------|------------|
| 1     | Unsaponifiable lipids  | 3.8        |
| 2     | Stereo esters          | 4.8        |
| 3     | Triglycerols           | 88.2       |
| 4     | Free fatty acids (FFA) | 3.4        |
| 5     | Diacylglycerols        | 2.5        |
| 6     | Sterols                | 2.2        |
| 7     | Monoacylglycerols      | 1.7        |
| 8     | Polar lipids           | 2.0        |

Table 3. Fatty acid composition of *J. curcas* seed oil.

| R. No | Composition               | Percentage |
|-------|---------------------------|------------|
| 1     | Palmitic acid (C16:0)     | 11.3       |
| 2     | Stearic acid (C18:0)      | 17.0       |
| 3     | Oleic acid (C18:1)        | 12.8       |
| 4     | Linoleic acid (C18:2)     | 47.3       |
| 5     | Arachidic acid (C20:1)    | 4.7        |
| 6     | Arachidoleic acid (C20:0) | 1.8        |
| 7     | Behenic acid (C22:0)      | 0.6        |
| 8     | (C24:0)                   | 4.4        |

Sources: [20-22, 41]

#### 2.6. Roots of *J. curcas* L. Contents

Ash from the roots and branches of *Jatropha curcas* L. is used as cooking salt, and as lye in dyeing. The dark blue dye

extracted from the bark of *Jatropha* is a useful dye. HCN and *rotenone* are present in the roots of *J. curcas* L. [42]. In China isolated thirteen compounds from the roots of *Jatropha curcas* L. combining the determination of physico-chemical constants and spectral analyses (IR, <sup>1</sup>H-NMR, <sup>13</sup>C-NMR, EIMS, FABMS), the structures of the compounds were identified as 5 $\alpha$ -stigmasterane-3, 6-dione (1), nobiletin (2),  $\beta$ -sitosterol (3), taraxerol (4), 2S-tetracosanoic acid glyceride-1(5), 5-hydroxy-6,7-dimethoxycoumarin (6), jatrophenolone A (7), jatrophenolone B (8), 6-methoxy-7-hydroxycoumarin (9), caniojane (10), 3-hydroxy-4-methoxybenzaldehyde (11), 3-methoxy-4-hydroxybenzoic acid (12) and daucosterol (13) [43]. Among them, compound 5 is a new compound which has never been reported in China and abroad, compound 1, 2, 9, 10, 11, 12 were first time isolated from the plant, 7 and 8 are a pair of stereoisomers which can be inverted in dilute basic solution. 10 is a diterpenoid containing peroxide bridge. The bark of *Jatropha curcas* L. contains a wax composed of a mixture of 'melissyl alcohol' and its melissimic acid ester [21]. Leaf juice stains red and marks linen an indelible black. The 37% tannin found in bark is said to yield a dark blue dye; latex also contains 10% tannin and can be used as marking ink. Ashes from the roots and branches are used in the dyeing industry, and pounded seeds in tanning in [43, 21].

### 3. Bio-diesel Potential of *Jatropha curcas* L. Oil

The oil is mainly used as biodiesel for energy. The process through which the glycerin is separated from the biodiesel is known as transesterification. Glycerin is another by-product from *Jatropha* oil processing that can add value to the crop. Transesterification is a simple chemical reaction that neutralizes the free fatty acids present in any fatty substances in *Jatropha*. A chemical exchange takes place between the alkoxy groups of an ester compound by an alcohol. Usually, methanol and ethanol alcohol are used for the purpose. The reaction occurs by the presence of a catalyst, usually sodium hydroxide (NaOH) or caustic soda and potassium hydroxide (KOH), which forms fatty esters (e.g., methyl or ethyl esters), commonly known as biodiesel. It takes approximately 10% of methyl alcohol by weight of the fatty substance to start the transesterification process [28, 44]. The production of *jatropha* biodiesel is a chemical process whereby the oil molecules (triglycerides) are cut to pieces and connected to methanol molecules to form the *jatropha* methyl ester. An alkali normally sodium hydroxide (caustic soda) is needed to catalyze the reaction. Glycerine (glycerol) is formed as a side product. Methanol is normally used as the alcohol for reasons of cost and technical efficiencies. Sodium hydroxide is dissolved in methanol to form sodium methoxide, which is then mixed with *jatropha* oil. The glycerine separates out and is drained off. The raw biodiesel is then washed with water to remove any remaining methanol and impurities [1; 20]. Typical proportions used in the reaction are:

Inputs:

100 units of *jatropha* oil

10-15 units of methanol

0.5-2 units of NaOH catalyst

Outputs:

100 units of biodiesel

10-15 units of glycerine

The figure 9 below shows the chemical process for methyl ester, biodiesel. The reaction between the fat or oil and the alcohol is a reversible reaction, so the alcohol must be added in excess to drive the reaction towards the right and ensure complete conversion.

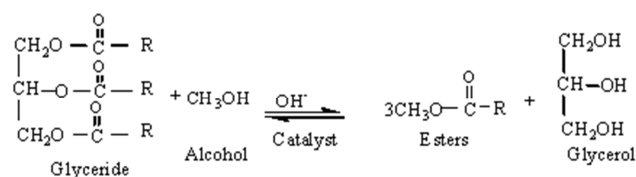


Figure 9. Chemical process for methyl ester, biodiesel. Source: [20].

Here the biodiesel is produced in the form of methyl ester where as glycerine is the byproduct of it [45]. Concerning the production methyl ester (biodiesel) there are two techniques to produce biodiesel from crude *Jatropha curcas* seed oil (CJSO) [46]. The first one is alkali base catalyzed transesterification process in which the presence of high concentration of free fatty acids, FFA, (15%) reduced the yield of methyl esters. The second is two-step pretreatment process in which the high level of JCSO was reduced to less than 1%. A two-stage transesterification process was selected to improve the methyl ester yield. Biodiesel may be used as partial blends (e.g. 5 percent biodiesel or B5) with mineral diesel or as complete replacements (B100) for mineral diesel. In general, B100 fuels require engine modification due to the different characteristics of biodiesel and mineral diesel. Solvent action may block the fuel system with dislodged residues, damage the hoses and seals in the fuel system, or cause cold filter plugging, poorer performance due to the lower heating value of biodiesel, some dilution of the engine lubricating oil, and deposit build-up on injectors and in combustion chambers [47]. It is generally accepted by engine manufacturers that blends of up to 5 percent biodiesel should cause no engine compatibility problems. Higher blends than this may void manufacturers' warranties. *Jatropha* biodiesel has proven to conform to the required European and USA quality standards. *Jatropha* biodiesel generally exceeds the European standard. For every 1 litre of biodiesel, 79 millilitres of glycerine are produced, which is equivalent to around ten percent by weight. The raw glycerine contains methanol, the sodium hydroxide catalyst and other contaminants, and must be purified to create a saleable product. Traditional low volume/high-value uses for glycerine are in the cosmetic, pharmaceutical and confectionary industries, but new applications are being sought as production shifts to high volume/low value. Glycerine is used in the production of fuel, plastics and antifreeze. Pure *jatropha* oil may be used directly in some diesel engines, without converting it into biodiesel. The main

problem is that jatropha oil has higher viscosity than mineral diesel, although this is less of a problem when used in the higher temperature environment of tropical countries. The following are the available options for using jatropha oil in diesel engines [9, 20, 48].

**Indirect-injection engines:** Some indirect-injection diesel engines of older design, such as the Lister single cylinder engines, can use jatropha oil without any problems. These engines, made in India, require no modification other than an appropriate fuel filter. In fact the higher oxygen content of the jatropha oil can deliver greater power under maximum load than diesel. These engines can be run on jatropha oil, biodiesel,

mineral diesel or a blend [5, 20, 45].

**Two-tank system:** The power unit may be modified to a two-tank system. This is effectively a flex-fuel power unit which may run on mineral diesel, any blend of biodiesel or on vegetable oil [45]. The problem of cold starting with the more viscous vegetable oil is avoided by starting and stopping the engine using diesel or biodiesel and then switching tanks to run on the oil when it reaches the critical temperature. Detergents in the mineral diesel prevent the build-up of carbon deposits and gums in the pump and on the fuel injectors. Switching between fuels may be manual or automatic [5, 20].

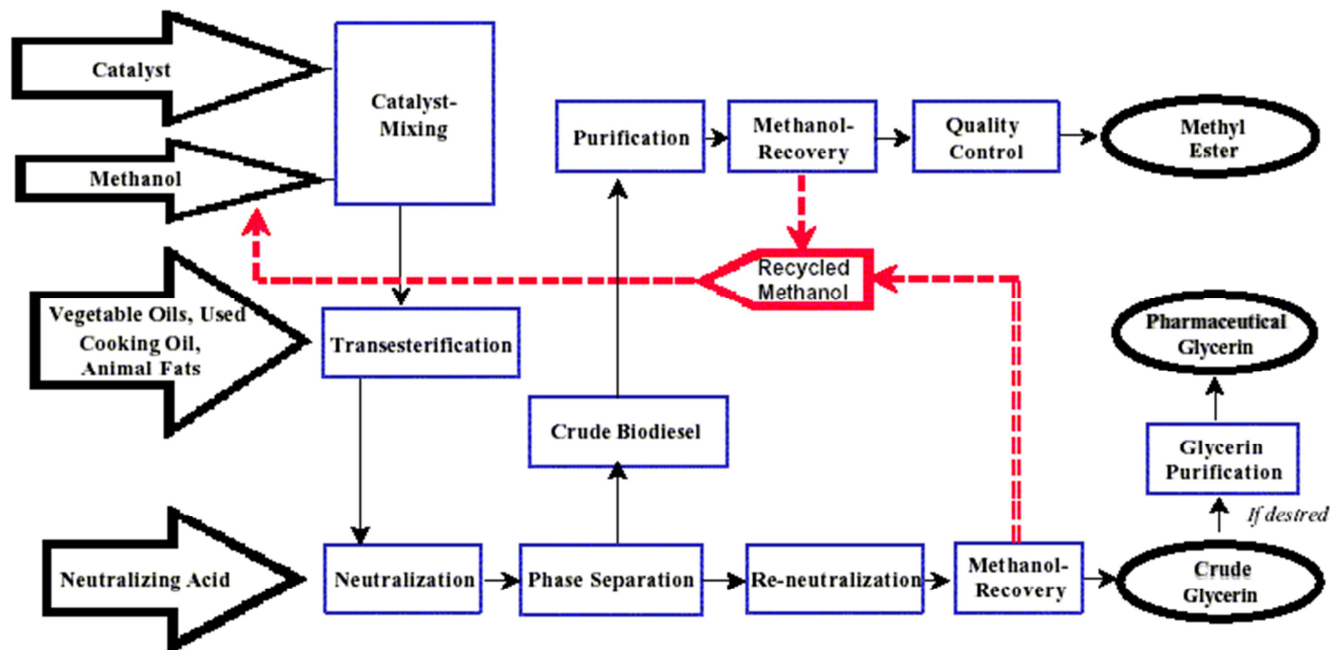


Figure 10. General Schematic diagram for Production of Bio-diesel from *J. curcas* and other inputs; Source: [45].

**Single-tank vegetable oil system:** A single-tank vegetable oil system uses fuel injectors capable of delivering higher pressures to overcome the high oil viscosity, stronger glow plugs, a fuel pre-heater and a modified fuel filter. A number of manufacturers produce engines that use these single and two-tank technologies. The addition of proprietary organic solvents to the vegetable oil is sometimes recommended to improve engine performance. The long-term viability of these systems in terms of engine performance and reliability remains to be fully assessed. The oil must be of a quality satisfactory for long-term performance of engines run on jatropha oil. Although fresh jatropha oil is low in free fatty acids, it must be stored in closed, dry, cool conditions. The presence of particles and phosphorous in the oil can block filters and cause engine wear [5, 9, 20, 25]. Phosphorous content is lower when the oil is pressed at temperatures less than 60°C. The oil should be well filtered (five microns) to remove contaminants and its water content kept as low as possible to reduce corrosion and wear in the engine, and avoid build up of microbial growth in the fuel delivery system [49]. Jatropha oil has been found adequate for use as a crankcase engine lubricant in Lister-type diesel engines. Crude jatropha

oil is relatively viscous, more so than rapeseed. It is characteristically low in free fatty acids, which improves its storability, though its high unsaturated oleic and linoleic acids make it prone to oxidation in storage. The presence of unsaturated fatty acids (high iodine value) allows it to remain fluid at lower temperatures. Jatropha oil also has a high cetane (ignition quality) rating. The low sulphur content indicates less harmful sulphur dioxide (SO<sub>2</sub>) exhaust emissions when the oil is used as a fuel. These characteristics make the oil highly suitable for producing biodiesel [1, 25].

## 4. Uses of *Jatropha curcas* L

### 4.1. As Substitute of Fossil Diesel

It was extensively studied that seed oil from the plant is used as an alternative stationary engine or transportation fuel [18]. This is due to its potential to substitute fossil diesel. The calorific value of seed oil is 39MJ kg<sup>-1</sup> which is higher than anthracite coal and comparable to crude oil [29]. Raw oil has been used as a substitute for petro-diesel both in modified and unmodified diesel engines. The use of raw oil in diesel engines



was also studies in detail which has not shown satisfactory results due to its high viscosity [50]. High viscosity of raw oil causes problems in its use in diesel engines. These include reducing the fuel atomization and increasing fuel spray, which would be responsible for engine deposits, injector coking, piston ring sticking and thickening of lubricating oil [50]. Despite the problems caused by its high viscosity for use in diesel engines, raw oil can have some other energy uses. It has been used in slow-speed stationary diesel engines such as pumps and generators with success [51]. Tests with low heat rejection diesel engine showed that use of JCL oil results in higher brake specific energy consumption lower brake thermal efficiency (BTE), higher exhaust gas temperature and lower NO<sub>x</sub> emissions than fossil diesel [52]. The reduction in NO<sub>x</sub> emission has environmental benefits. Pre-heating and blending raw oil with fossil diesel are techniques that have also been used to improve the use of raw *J. curcas* L as a fuel [18]. Both techniques have the effect of reducing the viscosity of the seed oil.

**Table 4.** The calorific values of *Prosopis juliflora* (a fuelwood species of semi-arid areas) and *jatropha* fruit shells.

|                                | Wood ( <i>Prosopis juliflora</i> ) | Biomass Briquettes | Jatropha fruit shell | Jatropha seed husk |
|--------------------------------|------------------------------------|--------------------|----------------------|--------------------|
| Bulk density Kg/m <sup>3</sup> | 407                                | 545                | 106.18               | 223.09             |
| Ash content% dm                | 1.07                               | 8.7 7              | 14.88                | 3.97               |
| Caloric value Kcal/kg          | 4018                               | 4130               | 3762                 | 4044               |

Adopted from: [27]

Seed husks have a higher heating value and greater bulk density which makes them more valuable than the fruit shells as a combustible fuel. However, the technology required to separate the seed husk from the kernel is more suited to large processing plants than small rural industry. The fruit shells can be dried and ground to a powder and formed into fuel briquettes. A trial found that 1 kg of briquettes took around 35 minutes for complete combustion, giving temperatures in the range of 525°C–780°C [22]. The ash left after combustion of jatropha shell briquettes is high in potassium, which may be applied to crops or kitchen gardens. The fruit shells and seed husks also can be left around jatropha trees as mulch and for crop nutrition. For jatropha grown on degraded land, this has clear advantages because nutrient re-cycling – through returning the seed cake to the plantation – is unlikely to happen, due to the effort required and the higher utility to be gained from applying the seed cake to high-value crops [47-49].

#### 4.3. For Varnish Preparation

Oil is used to prepare varnish after calcination with iron oxides. Hardened physic nut oil could be a satisfactory substitute for tallow or hardened rice bran oil. In Europe it is used in wool spinning and textile manufacture. Along with burnt plantain ashes, oil is used in making hard homemade soap [19, 21].

#### 4.4. Human Consumption

Jatropha can be toxic when consumed due to the seeds contain toxic Phorbol esters. However, a non-toxic variety of

#### 4.2. As Source of Biogas

Biogas has been produced from fruit shells. In addition, trials showed that seed husks can be used as a feedstock for a gasification plant [35, 18]. *J. curcas* L fruit shells and seed husks can be used for direct combustion. Since the shells make up around 35–40 percent of the whole fruit by weight and have a calorific value approaching that of fuelwood, they could be a useful by-product of jatropha oil production. As shown in Table 4 the calorific values of *Prosopis juliflora* (a fuelwood species of semi-arid areas) and jatropha fruit shells are similar. However, four times the volume of fruit shells is required to equal the heating value of fuel wood, due to their lower bulk density. The seed cake has a high energy content of 25MJ kg<sup>-1</sup>. Experiments have shown that some 60 percent more biogas was produced from jatropha seed cake in anaerobic digesters than from cattle dung, and that it had a higher calorific value [20, 27, 35].

Jatropha is reported to exist in Mexico and Central America, [53, 54]. This variety is used for human consumption after roasting the seeds/nuts, and "the young leaves may be safely eaten, steamed or stewed." They are favored for cooking with goat meat, said to counteract the peculiar smell. This non-toxic variety of Jatropha could be a potential source of oil for human consumption, and the seed cake can be a good protein source for humans as well as for livestock [55, 56].

#### 4.5. Jatropha curcas L Oil in Household Activities

Traditionally, it is used for the manufacture of candles and soap, as lamp oil and as fuel for cooking. It is a poor lubricant as it dries quickly. Throughout the tropics and warm subtropics *J. curcas* is increasingly planted for bio-fuel purposes. The oil is either used directly in adapted engines powering local grain mills, oil presses, water pumps and small generators, or first refined by trans-esterification with methanol or ethanol to produce regular fuel suitable for high-performance diesel engines [20, 25-26 ].

##### 4.5.1. Light / Lamp

The oil is put in a small container and a wick is dipped in through the top lid to make a lamp. Alternatively, the jatropha seed can be joined with a thin wire and when the top seed is lit it can slowly burn, producing light. This method is commonly used especially when a household does not have money to buy another alternative light source. The problem of jatropha oil's high viscosity also applies to lamp design. A lamp with a floating wick offers one solution to the oil's poor capillary action. This allows the wick to be kept as short as possible, with the flame just above the oil. The oil lamp requires a very



short wick so that the flame is very close to the oil surface. It requires periodic cleaning of the wick to remove carbon deposits. Ordinary kerosene lamps may be modified to lower the wick, but the oil level has to be maintained at a constant level and the wick again needs frequent cleaning. There is anecdotal evidence that using a jatropha oil lamp deters mosquitoes [22-25]. It can also be used as an illuminant in lamps as it burns without emitting too much smoke [54].



Figure 11a. Oil lamp extracted from jatropha oil.



Figure 11b. Special, Kakute stove works by jatropha oil.

#### 4.5.2. Cooking Fuel

Raw oil can also be used as a substitute for kerosene in lamps and cooking stoves. However, these will need to be modified to account for high oil viscosity and low absorbance [51]. There are clear advantages to use plant oil instead of traditional biomass for cooking. These include health benefits from reduced smoke inhalation, and environmental benefits from avoiding the loss of forest cover and lower harmful Green House Gas, GHG, emissions, particularly carbon monoxide and nitrogen oxides. The high viscosity of jatropha oil compared to kerosene presents a problem that necessitates a specially designed stove. In Zimbabwe, Mutoko district, Kakute, an NGO provided out-grower farmers with cooking stoves called 'Kakute stove' that uses jatropha oil and it proved to be beneficial to local people [47, 70].

#### 4.6. Soap Making

Jatropha oil has a very high saponification value and is ideal for soap manufacture. Soap manufactured from non-petroleum sources is gaining increasing popularity especially in the European countries. Jatropha oil has a very high saponification value and is ideal for soap manufacture. Soap manufactured from non-petroleum sources is gaining increasing popularity. Jatropha soap is made by adding a solution sodium hydroxide (caustic soda) to jatropha oil. This simple technology has turned soap making into a viable small-scale rural enterprise appropriate to many rural areas of developing countries. The glycerin that is a by-product of biodiesel can be used to make soap, and soap can be produced from Jatropha oil itself. It will produce a soft, durable soap, and the rather simple soap making process is well adapted to household or small-scale industrial activity. In many countries, Jatropha oil is known for its usage for soap making [13, 19-20]. It has been used commercially for soap manufacture for decades, both by large and small soap producers. Soap produced from jatropha is sold as a medical soap, effective in treating skin ailments. In former times Portugal imported Jatropha seeds from Cape Verde Islands to produce soap [54]. In India, Nepal and Zimbabwe the prize of tallow or the prize of Jatropha and other plant oils is at least 2.5 times the selling prize of diesel. Obviously, selling Jatropha oil for soap making is far more profitable in these countries than using it as a diesel or kerosene substitute [68]. It was stated that in GUANTANAMO, Cuba - Farming families in El Oro community, located in the semi-arid region of this eastern Cuban province, have been successful in making soap from the extracted oil from the *Jatropha curcas* tree [12, 19].

#### 4.7. As a Source of Fertilizer

The residue from the biogas digester can be used further as a fertilizer. Where cow dung is used for household fuel, as in India, the seed cake can be combined with cow dung and cellulosic crop residues, such as seed husks, to make fuel briquettes. The seed cake of the plant can be used for biomass feedstock to power electricity plants, or as biogas or high quality organic fertilizer [18, 34, 65].

#### 4.8. Jatropha as Fodder

Jatropha also contains curcasin, arachidic, linoleic, myristic, oleic, palmitic, and stearic acids and curcin. Curcin and phorbol ester aretoxic compounds contained in the Jatropha meal. However, the meal can be suitable for animal feed after a detoxification process [66]. As livestock feed Jatropha seed cake is high in protein – 58.1 percent by weight compared to soy meal's 48% and would be a valuable livestock protein feed supplement if it were not for its toxicity. Currently, removal of toxins is not commercially viable. Using non-toxic varieties from Mexico could make greater use of this potentially valuable by-product, but even these varieties may need treatment to avoid sub-clinical problems that could arise with long-term feeding of jatropha seed cake to livestock [55]. Curcin and phorbol ester aretoxic compounds contained in the

*Jatropha* meal. However, the meal can be suitable for animal feed after a detoxification process [66]. Due to the fact that the seeds of *J. curcas* contains some toxins compounds such as those reported by [8] a protein (curcin) and phorbol-esters (diterpenoids), the detoxification or complete removal of phorbol esters is found to be important before its use in industrial or medicinal applications [71]. The major toxin phorbol ester is not vulnerable to heat, but can be hydrolyzed to less toxic substances extractable by either water or ethanol [69]. Heat treatment, alkaline hydrolysis and solvent extraction for the detoxification of the *Jatropha curcas* seed cake [56]. Despite the toxicity of *J. curcas*, edible varieties are also known to exist in Mexico which are not currently being exploited [8].

#### 4.9. Medicinal Properties of *Jatropha* Plant

*Jatropha* species are used in traditional medicine to cure various ailments in Africa, Asia, and Latin America or as ornamental plants and energy crops [3]. Several known species from genus *Jatropha* have been reported for their medicinal uses, chemical constituents, and biological activities such as *Jatropha curcas*, *Jatropha elliptica*, *Jatropha gossypifolia*, and *Jatropha mollissima*, among others [58]. Although the leaves are toxic when consumed, the green pigment that comes out of the leaves and the latex that comes from the stem can be used to stop bleeding wounds on both humans and livestock. Apart from being used as a live fence, the plant is used as a repellent agent. Some people believe that *jatropha* protects the home from evil spirits and snakes. In Mutoko, Zimbabwe, witchcraft is a common social phenomenon hence *jatropha* is believed to have the power to repel witches and bad omens [5].

The latex of *Jatropha* contains jatrophone, an alkaloid which is believed to have anti-cancerous properties. It is also used as an external applicant for skin diseases, rheumatism, livestock sores, piles and as an antidote for certain snake-bites. The dark blue dye extracted from the bark of *Jatropha* is a useful dye. *Jatropha* oil cake is rich in nitrogen, phosphorous and potassium and can be used as organic manure. *Jatropha* leaves are used as food for the tusser silkworm. The seeds are considered anti helminthic in Brazil, and the leaves are used for fumigating houses against bed bugs. In addition, the ether extract shows antibacterial properties against *Staphylococcus aureus* and *Escherichia coli* [13]. Medically it is used for diseases like cancer, piles, snakebite, paralysis, dropsy etc [1]. Protein, constituting 18.2% of the mass of *Jatropha curcas* seed, is mainly made up of curcin; curcin toxicity is similar with that of ricin in *Ricinus communis* seeds and crotin in *Croton tiglium* seeds [59]. Curcin is also named *Jatropha curcas* ribosome inactivating protein (RIP), is a RNA n-glycosidase that can cause inactivation of eukaryotic ribosomes and inhibition of protein syntheses [60]. It can effectively inhibit the in vitro proliferation of human gastric cancer cells (SGC-7901), murine myeloma cells (Sp20), and human hepatoma cells [61]. The full-length cDNA sequence (GenBank Accession Number AY069946) and gene sequence (GenBank Accession Number AF469003) of curcin have been cloned in *Escherichia coli* cells

and expressed into bioactive mature proteins with conserved protein domains [62]. Other researcher screened for two kinds of protein from *Jatropha curcas* seeds. One of them is a 28kD anticancer protein, which suppresses the activity of ribosome and is thereby curcin [20, 63].

The roots, bark, leaves and seeds of *J. curcas* are used for medicinal purposes. *J. curcas* seeds are characterized by its anti inflammatory, and anti-swelling effects. *J. curcas* seed oil can be used as a laxative, and is also widely used for treating various skin diseases, and for pain relief, including rheumatic diseases. Overdose of *J. curcas* seed oil could lead to diarrhea and gastroenteritis. *J. curcas* seeds have been found to exhibit significant anti-cancer activity. The seeds also possess value for use as an industrial oil, prevention of pests and plant diseases; it is also shows promising pharmaceutical value. *J. curcas* is also an excellent species for domestication in hot and barren mountainous lands at river valley areas. With advances in basic research and further industrialization of *J. curcas* domestication, it is expected that *J. curcas* will hold an exceptional economical value to China [60-63].

The latex has a widespread reputation for healing wounds, as a haemostatic and for curing skin problems; it is applied externally to treat infected wounds, ulcers, ringworm, eczema, dermatomycosis, scabies and sarcoptic mange in sheep and goats. The latex is discharged from the bark when the plant is cut and it is white and watery. The latex of *Jatropha* contains jatrophone, an alkaloid which is believed to have anti-cancerous properties. It is also used as an external applicant for skin diseases, rheumatism, livestock sores, piles and as an antidote for certain snake-bites. Upon drying, the initially viscous latex forms an airtight film, resembling that produced by collodion. The latex has a styptic effect and is used against pains and stings of bees and wasps. Dried and pulverized root bark is made into poultices and is taken internally to expel worms and to treat jaundice [1, 5, 20]. Leaves are also applied on wounds and in decoction they are used against malaria in Mali and Madagascar, while in Benin and Réunion a decoction is taken against hypertension. The leaf sap is used externally to treat haemorrhoids in Benin and Madagascar. In Guinea Bissau a hot water extract of the leaves is taken orally to accelerate secretion of milk in women after childbirth. Fresh stems are used as chew sticks to strengthen the gums, and to cure bleeding, spongy gums or gum boils. A decoction of the roots is a cure for diarrhoea and gonorrhoea. In Madagascar a decoction of the leaves and roots is taken to treat malaria. *Jatropha curcas* is also used in the preparation of arrow poison and in the Philippines the bark is used to prepare a fish poison. The seeds are often a source of accidental poisoning, both in animals and humans [1, 21].

Leaf sap yields a black dye or ink that is said to be indelible; the bark yields a dark blue dye, which, however, is not fast. *Jatropha curcas* is widely cultivated in the tropics as a living fence, for erosion control, demarcation of boundaries and for protection of homesteads, gardens and fields against browsing animals. In Madagascar and elsewhere in Africa it serves as a support for vanilla, black pepper and yams. The seed cake left after oil extraction is too toxic to be used as animal feed, but

constitutes a valuable organic fertilizer rich in nitrogen. Some accessions of *Jatropha curcas* found e.g. in Mexico are almost free of toxins and the seed cake from such selections would provide a nutritious feedstock on account of the high protein content. Their seeds are sometimes boiled or roasted and eaten as a snack and young leaves as a vegetable. *Jatropha* oil has molluscicidal properties against the vector snails of the *Schistosoma* parasite that causes bilharzia. The emulsified oil has been found to be an effective insecticide against weevil pests and house flies, and an oil extract has been found to control cotton bollworm and sorghum stem borers [13, 31].

Table 5. Parts of *J. curcas* L. to be used.

| Parts of <i>J. curcas</i> L. to be used | Uses                              | References   |
|---|-----------------------------------|--------------|
| Fruits hulls                            | -Combustibles                     | [25]         |
|   | - Green Manure                    | [21]         |
|   | -Biogas production                | [18,34,65]   |
| Seed oil                                | Soap production                   | [19]         |
|   | Fuel                              | [26]         |
|   | Insecticide                       | [2, 18]      |
| Seeds                                   | Medicinal uses                    | [64]         |
|   | Fertilizer                        | [18, 34, 65] |
|   | Biogas production                 | [18, 34-35]  |
| Seed cake                               | Fodder (from non toxic varieties) | [66]         |
|   | Combustibles like fruit hulls     | [25]         |
|   | To develop Eri Silkworm           | [13]         |
| Seed shell                              | Medicinal uses                    | [21]         |
|   | Anti-inflammatory substance       | [19]         |
|   | Contains wound healing protease   | [21]         |
| Leaves                                  | (Curcain)                         | [21]         |
|   | Medicinal Uses                    | [1]          |
| Latex                                   |                                   |              |

The use of oil extracts as an insecticide, molluscicide, fungicide and nematicide. These potential uses have yet to be commercialized. As previously mentioned, the oil is widely used as a purgative in traditional medicine. Extracts from grounded *J. curcas* seeds exhibit insecticidal activity in snails carrying *Schistosoma* worms [18]. *Jatropha* leaves are used as food for the tusser silkworm. The seeds are considered anti helminthic in Brazil, and the leaves are used for fumigating houses against bed bugs. The ether extract shows antibacterial properties against *Staphylococcus aureus* and *Escherichia coli*. Curcain, seed oil and ethanol extracts from *J. curcas* seeds and investigated the insecticidal activity against *Lipaphis erysimi* [62-64]. The results showed that curcain had no significant insecticidal effects on *L. erysimi*; however, *J. curcas* seed oil showed high toxicity, and ethanol extracts showed a higher pesticidal activity than seed oil. The authors found that 2.02 g/L of ethanol extracts exhibited significant biological control of *Lipaphis erysimi*; biocontrol efficacy was as high as 72.11% after 7 days of treatment. The effects of curcain was tested as fungicidal with *Magnaporthe grisea*, *Pestalotia funerea*, *Rhizoctonia solani* and *Sclerotinia sclerotiorum* [67]. The results showed that 5 ug/mL can significantly inhibit the growth of fungal mycelium and spore germination. When the concentration was increased to 50 ug/mL, there was no significant *M. grisea* spore formation and the inhibition rate of *P. funerea* reached as high as 83.8%. Following treatment, mycelial cells showed evident

shrinkage and deformation under light microscope; SDS-PAGE analysis further confirmed decreased protein band intensity in mycelial cells. The results demonstrated that inhibition of both mycelial growth and sporulation may be due to an inhibitory effect of curcain on protein synthesis. It was reported that by providing physical barriers, *jatropha* can control grazing and demarcate property boundaries while at the same time improving water retention and soil conditions [2, 18, 25].

## 5. Conclusion

The objective of this review paper focuses some basic aspect of the taxonomic, biology, cultivation, chemical composition, bio-diesel potential, medicinal values and uses of *Jatropha curcas* Linn. The entire *J. curcas* plant can be used for medicine. It can also be used to refine bio-diesel. These benefits cannot be overlooked in the growing need for clean and efficient biofuels. *J. curcas* are also semi-succulent plants, shedding leaves during prolonged arid conditions, and can easily adapt to arid- and semi-arid ecological systems. They will not compete with crops for arable land, since their requirements for soil nutrition are very low. Taken together, cultivation of *Jatropha curcas*, particularly in areas that suffer severe soil and water loss, has ecological significance for both soil and water conservation. The ecological effect of large-scale cultivation of *J. curcas* on natural requires evaluation. *J. curcas* seeds exhibit toxicity and can be used to develop new lead compounds. The probability of developing new medical compounds with high efficiency and low toxicity directly from plants is low. Actions on *J. curcas* seeds to remove its toxicity should allow drug discovery of its active constituents. *J. curcas* seeds possess significant economic value, but research on its chemical composition, bio-diesel potentiality, and study on its diverse uses remains rare. Further research studies that can improve the production, oil content yield, chemical composition, combustibility, bio-diesel potentiality and decrease the toxicity of the plant will provide a clearer understanding of its practical benefits.

## Acknowledgement

I would like to acknowledge Madda Walabu University for providing related reading materials in the library and regular availability of internet connection in the campus.

## References

- [1] Nahar, K. and Ozores-Hampton, M. (2011). *Jatropha*: An Alternative Substitute to Fossil Fuel. (IFAS Publication Number HS1193). Gainesville: University of Florida, Institute of Food and Agricultural Sciences.
- [2] Srinophakun P., Saimaneerat A., Sooksathan I., Visarathanon N., Malaipan S., Charensom K. Chongrattanameteeikul W., 2011. Integrated Research on *J. curcas* Plantation Management. World Renewable energy Congrence, Linkoping, Sweden.

- [3] Grover A., Kumari M., Singh S., Rathode S. S., Gupta S. M., Pandey P., Gilotra S., Kumar D., Arif M., Ahmed Z., 2013. Analysis of *Jatropha curcas* transcriptome for oil enhancement and genic markers. *Physiol Mol Biol Plants* (January–March 2014) 20(1):139–142 DOI 10.1007/s12298-013-0204-4 (Short Communication).
- [4] Jongschaap, R. E. E., Corr' e, W., Bindraban, P. S. and Brandenburg, W. A.; 2007. Claims and Facts on *Jatropha curcas* L., Global *Jatropha curcas* evaluation, breeding and propagation programme; Report 158, 42 pages, Plant Research International Wageningen UR.
- [5] Mubonderi J., 2012. *Jatropha*: the broom of poverty; myth or reality? A critical analysis of the Zimbabwean *jatropha* programme in Mutoko district.
- [6] Blench, R. 2003. Hausa names for plants and trees. Available at <http://www.org/odi/staff/r>. Printout February 27, 2016
- [7] Blench, R. 2007. Hausa names for plants and trees. <http://www.rogerblench.info/RBOP.htm> Printout March 5, 2016 Accessed at <http://www.rogerblench.info/Ethnoscience%20data/Hausa%20plant%20names.pdf>
- [8] King AJ, He W, Cuevas JA, Freudenberger, Ramiaramananana D and Graham IA. 2009. Potential of *Jatropha curcas* as a source of renewable oil and animal feed: Review paper. *Journal of Experimental Botany*.10.1093/jxb/erp025.
- [9] Grass M., 2009. *Jatropha curcas* L.: Visions and Realities. *Journal of Agriculture and Rural Developmen in the tropics and Subtropics* Volume 110, No. 1, 2009, pages 29–38.
- [10] Webster G. L., 1994. "Classification of the euphorbiaceae," *Annals of the Missouri Botanical Garden*, vol. 81, pp. 3–143.
- [11] Alves M. V., 1998. "Checklist das espécies de Euphorbiaceae Juss. ocorrentes no semi-árido pernambucano, Brasil," *Acta Botanica Brasileira*, vol. 12, no. 3, pp. 485–495.
- [12] Henning, R. K. (2009) The *Jatropha* System An integrated approach of rural development. Rothkreuz 11, D-88138 Weissensberg, Germany.
- [13] Lozano J. A. D., 2007. Botanical Characteristics of *Jatropha curcas* L. *Jatropha Project in Mexico*.
- [14] DEGJSP, 2012. '*Farmers Handbook: advice on growing Jatropha curcas in East Africa*'. DEG *Jatropha* support Program (DEGJSP). June 2012. Pipal Ltd. Nairobi.
- [15] Oliveira H. de, A. C. P. Juhász, S. Pimenta, B. O. Soares, Batista Morais de Lourdes, D., Rabello, 2009. Floral biology and artificial polinization in physic nut in the north of Minas Gerais state, Brazil [Biologia floral e polinização artificial de pinhão-mansô no norte de Minas Gerais] *Pesquisa Agropecuaria Brasileira*, 44(9): 1073–1077 (in Portuguese).
- [16] DNA Res., 1994. "*Sequence Analysis of the Genome of an Oil-Bearing Tree, Jatropha curcas L.*". *Oxford Journals, DNA Research*, Kazusa DNA Research Institute. 2010-12-08. Retrieved 2016-02-23.
- [17] Dahmer, N.; N. and Wittmann, M. T. S. and Dias, L. A. dos S. (2009) Chromosome numbers of *Jatropha curcas* L.: an important agrofuel plant. *Crop Breeding and Applied Biotechnology*, 9 (4). pp. 386-389.
- [18] Achten, W. M. J., Verchot, L., Franken, Y. J., Mathijs, E., Singh, V. P., Aerts, R., and Muys, B. (2008). *Jatropha Bio-diesel Production and Use. Biomass and Bioenergy*, 32, 1063-1084.
- [19] Warra A. A., 2012. Cosmetic potentials of physic nut (*Jatropha curcas* Linn.) seed oil: A review. Department of Biochemistry, Kebbi State University of Science and Technology, American Journal of Scientific and Industrial Research Science, <http://www.scihub.org/AJSIR> ISSN: 2153-649X, doi:10.5251/ajsir.2012.3.6.358.366.
- [20] Arif M. and Ahimed Z., 2009. Biodiesel, *J. curcas* L. (a promising Source). Govt. of India, Ministry of Defense.
- [21] Orwa C, A Mutua, Kindt R, Jamnadass R, S Anthony. 2009 Agroforestry Database: a tree reference and selection guide version 4.0 (<http://www.worldagroforestry.org/sites/treedbs/treedatabases.asp>)
- [22] Singh, Neelu & Kumar, Sushil, 2008. Anti termite activity of *Jatropha curcas* Linn. biochemicals. *Journal of Applied Sciences and Environmental Management*, Vol. 12, No. 3, 2008, pp. 67-69.
- [23] Jingura, R. M., Matengaifa, R., Musademba, D., and Musiyiwa, K. (2011) Characterization of land types and agro-ecological conditions for production of *Jatropha* as a feedstock for biofuels in Zimbabwe. *Biomass and Bioenergy*, Vol. 35, pp. 2080-2086.
- [24] Prakash G. K. 2006. Department of Forestry, Indira Gandhi Agricultural University Raipur (C. G.) M.Sc. Forestry Thesis "Vegetative propagation of *Jatropha*, *Karanj* and *Mahua* by Stem cuttings, Grafting, Budding and Air layering".
- [25] Brittain R., 2010. *Jatropha*: A Smallholder Bioenergy Crop. FAO, Food and Agriculture Organization of the United Nations. The Potential for Pro-Poor Development. Rome, Italy: *Integrated Crop Management* Vol. 8.
- [26] Satish Lele, 2007. Development of the *Jatropha* cultivation and bio-fuel production system. [Internet] [http://www.svlele.com/jatropha\\_plant.htm](http://www.svlele.com/jatropha_plant.htm).
- [27] Abreu, F., 2009, Alternative by-products from *Jatropha*. Download, <http://www.ifad.org/events/jatropha/harvest/f>
- [28] McKendry, P., 2002, Energy production from biomass (part 1): overview of biomass. *Bioresource Technology*, Vol. 83, pp. 37-46.
- [29] Sotolongo, J. A., Beatón, P., Diaz, A., de Oca, S. M., del Valle, Y., Pavón, S. G. and Zanzi, R., 2009. *Jatropha curcas* L. as a source for the production of biodiesel: A Cuban experience, Download <http://hem.fyristorg.com/zanzi/paper/W2257.pdf>.
- [30] Manurung, R., Wever, D. A. Z., Wildschut, J., Venderbosch, R.H., Hidayat, H., van Dam, J. E. G., Leijenhof, E. J., Broekhuis, A. A. and Heeres, H. J., 2009, Valorisation of *J. curcas* L. parts: Nut shell conversion to fast pyrolysis oil. *Food and Bioproducts Processing*, Vol. 87, pp. 187-196.
- [31] Gubitz, G. M., Mittelbach, M., Trabi, 1999. Exploration of tropical oilseed plant *J. curcas* L. *Bioresource technology* 67, 73-82.
- [32] Deng X, Fang Z, Liu YH, 2010. Ultrasonic transesterification of *Jatropha curcas* L. oil to biodiesel by a two-step process. *Energy Conversion Management*.
- [33] Vyas, D. K., Singh, R. N., Srivastava, N. S. L., and Narra M., 2009. SPERI experience on holistic approach to utilize all parts of *Jatropha curcas* fruit for energy. *Renewable Energy*, Vol. 33, pp. 1868-1873.



- [34] Patolia, J. S., A. Ghosh., J. Chikara, D. R. Chaudhary, D. R. Parmar, and H. M. Bhuva. 2007. "Response of *Jatropha curcas* L. Grown on Wasteland to N and P Fertilization." Paper presented at the FACT Seminar on *Jatropha curcas* L. Agronomy and Genetics, March 26–28, Wageningen. Article No. 34.
- [35] Staubmann, R., Foidl, G., Foidl, N., Gübitz, G. M., Lafferty, R. M., Arbizu, V. M. V. and Steiner, W., 1997. Biogas production from *Jatropha curcas* press-cake. *Applied Biochemistry and Biotechnology*, Vol. 63-65, pp. 457-467.
- [36] Pandey, V. C., Singh, K., Singh, J. S., Kumar, A., Singh, B., and Sing, R. P. (2012). *Jatropha Curcas*: A Potential Biofuel Plant for Sustainable Environmental Development.
- [37] Pradhan, R. C., Naik, S. N., Bhatnagar, N., and Vijay, V. K. (2010). Design, Development and Testing of Hand-operated Decorticator for *Jatropha* Fruit. *Applied Energy*, 87, 762-768.
- [38] Silitonga, A. S., Atabani, A. E., Mahlia, T. M. I., Masjuki, H. H., Irfan, A. B., and Mekhilef, S. (2011). A Review on Prospect of *Jatropha Curcas* for Biodiesel in Indonesia. *Renewable and Sustainable Energy Reviews*, 15, 3733-3756.
- [39] Lim, B. Y., Shamsudin, Baharudin B. T. H., R., Yunus, R., 2014. The Performance of a *Jatropha* Fruit Shelling Machine and the Future Improvement. *Universal Journal of Applied Science* 2(7): 233-237.
- [40] Akbar E, Yaakob Z., Kamarudin SK, Ismail M, and Salimon J. 2009. Characteristic and Composition of *J. Curcas* Oil seed from Malaysia and its Potential as Biodiesel Feedstock. *European Journal of Scientific Research*. Vol. 29 No.3 pp 396-403.
- [41] Adebawale KO and Adedire CO. 2006. Chemical composition and insecticidal properties of the underutilized *Jatropha curcas* seed oil. *African Journal of Biotechnology* Vol 5 No.10 pp 901-906.
- [42] Morton JF (1981). Atlas of medicinal plants of middle America: Bahamas to Yucatan. Charles C. Thomas, Springfield, USA; 1420.
- [43] Ling-yi K., Zhi-da M., Jian-xia Sh. and Rui F., 2015. Chemical Constituents from Roots of *J. curcas*. The Institute of Botany, the Chinese Academy of Sciences Acta Botanica Sinica Volume 38 Issue 2.
- [44] Ibeto, C. N., A. U. Ofoefule, and H. C. Ezugwu. 2011. "Analytical Methods for Quality Assessment of Biodiesel from Animal and Vegetable Oils." *Trends in Applied Sciences Research* 6: 537–553.
- [45] Folaranmi J., 2013. Production of Biodiesel (B100) from *J. curcas* oil Using Sodium Hydroxide as Catalyst. Hindawi Publishing Corporation Journal of Petroleum Engineering.
- [46] Berchmans H. and Hirat S., 2008. Biodiesel production from crude *Jatropha curcas* L. seed oil with a high content of free fatty acids. *Science Direct; Bioresource Technology* 99 (2008) 1716–1721. Available online at [www.sciencedirect.com](http://www.sciencedirect.com).
- [47] Van Gerpen, J. (2005). Biodiesel processing and production: biodiesel processing and production. *Fuel Processing Technology* 86, 1097-1107.
- [48] Francis, G., Edinger, R., Becker, K. (2005). A concept for simultaneous waste land reclamation, fuel production, and socio-economic development in degraded areas in India: need, potential and perspectives of *Jatropha* plantations. *Natural Resources Forum* 29, 12-24.
- [49] De Jongh, J. & Adriaans, T., 2007. 'Jatropha oil quality related to use in diesel engines and refining methods', Technical report, Arrakis, Ingenia.
- [50] Shahid, E. M. and Jamal, Y., 2008. A review of biodiesel as a vehicular fuel. *Renewable and Sustainable Energy Reviews*, Vol. 2, No. 9, pp. 2484-94.
- [51] Tomomatsu Y. and Brent S., 2007. *Jatropha curcas* biodiesel production in Kenya Economics and potential value chain development for smallholder farmers.
- [52] Prasad D. M. R., Izam A. and Md, 2012. Plant of medical benefits *Journal of Medicinal Plants Research* Vol. 6(14), pp. 2691-2699.
- [53] Makkar HPS, Becker K, Sporer F, Wink M (1998). Studies on nutritive potential and toxic constituents of different provenances of *Jatropha curcas*. *J. Agric. Food Chem.*, 45: 3152-3157.
- [54] Misra M. and Misra N. A., 2010 *Jatropha*: The Biodiesel Plant Biology, Tissue Culture and Genetic Transformation – A Review. *Int. J. Pure Appl. Sci. Technol.*, 1(1) (2010), pp. 11-24. ISSN 2229 – 6107. Available online at [www.ijopaasat.in](http://www.ijopaasat.in).
- [55] Makkar, H. P. S., Becker, K. (2009). *Jatropha curcas*, a promising crop for the generation of biodiesel and value-added coproducts. *European Journal of Lipid Science and Technology* 111, 773-787.
- [56] Aregheore, E. M., Becker, K., Makkar, H. P. S. (2003). Detoxification of a toxic variety of *Jatropha curcas* using heat and chemical treatments, and preliminary nutritional evaluation with rats. *South Pacific Journal of Natural Science* 21, 50-56.
- [57] Wani, S., Sreedevi, T. K. & Marimuthu, S. 2008. Pro-poor biodiesel initiative for rehabilitating degraded drylands. In: *International Consultation on Pro-poor Jatropha Development*. 10–11 April 2008, Rome, IFAD (available at <http://www.ifad.org/events/jatropha/>).
- [58] Sabandar C. W., Ahmat N., Jaafar F. M., and Sahidin I., 2013. Medicinal property, phytochemistry and pharmacology of several *Jatropha* species (Euphorbiaceae): a review, *Phytochemistry*, vol. 85, pp. 7–29, 2013.
- [59] Stirpe F, Pession-Brizzi A, Lorenzoni E, 1976. Studies on the proteins from the seeds of *Croton tiglium* and *Jatropha curcas* [J]. *Biochem J*, 156: 1–6.
- [60] Lin J, Yan F, Tang L, 2002. Isolation, purification and functional investigation on the N-glycosidase activity of curcin from the seeds of *Jatropha curcas* [J]. *High Techn Lett*, 12 (11): 36–40.
- [61] Lin J, Yan F, Tang L, 2003a. Anti-tumor effects of curcin from seeds of *J. curcas*. *Acta Pharmacol Sin*, 24: 241–246.
- [62] Lin J, Chen Y, Xu Y, 2003b. Cloning and expression of curcin, a ribosome-inactivating protein from the seeds of *J. curcas*. *Acta Bot Sin*, 45: 858–863.
- [63] Chen Y, Wei Q, Tang L, 2003. Proteins in vegetative organs and seeds of *Jatropha curcas* L. and those induced by water and temperature stress [J]. *Chin J Oil Crop Sci*, 25: 98–104.
- [64] Li J., Yan F, Wu FH, 2004. Insecticidal activity of extracts from *Jatropha curcas* seed against *Lipaphis erysimi* [J]. *Acta Phytophyla Sin*, 31: 289–293.

- [65] Ghosh, A., D. R. Chaudhary, M. P. Reddy, S. N. Rao, J. Chikara, and J. B. Pandya. 2007. "Prospects for Jatropha Methyl Ester (Biodiesel) in India." *Int. J Environ. Stud.* 64: 659–674.
- [66] Gaur, S., B. Viswanathan, R. Seemamahannop, S. Kapila, and N. L. Book. 2011. "Development and Evaluation of an Efficient Process for the Detoxification of Jatropha Oil and Meal."
- [67] Wei Q, Liao Y, Zhou LJ, 2004. Antifungal activity of curcin from seeds of *J. curcas*. *Chin J Oil Crop Sci*, 26: 71—75.
- [68] Openshaw K. 2000. A review of *J. curcas*: an oil plant of unfulfilled promise. *Biomass and bioenergy* Vol. 19 pp1-15.
- [69] Usman LA, Ameen OM, Lawal A and Awolola GV. 2009. Effect of alkaline hydrolysis on the quantity of extractable protein fractions (prolamin, albumin, globulin and glutelin) in *J. curcas* seed cake. *African Journal of Biotechnology*. Vol. 8.
- [70] Marjolein and Romijn, 2010. The Jatropha Biofuels Sector in Tanzania 2005-9: Evolution Towards Sustainability? Eindhoven Centre for Innovation Studies (ECIS), School of Innovation Sciences, Eindhoven University of Technology, The Netherlands.
- [71] Goel, G., Makkar, H. P. S., Francis, G. and Becker, K. 2007. Phorbol esters: structure, occurrence and biological activity. *Int. J. Toxicol.* 26, 279–288.
- [72] [http://www.itis.gov/servlet/SingleRpt/SingleRpt?search\\_topic=TSN&search\\_value=28335](http://www.itis.gov/servlet/SingleRpt/SingleRpt?search_topic=TSN&search_value=28335) *Jatropha curcas* L. Taxonomic Serial No.: 28335. Accessed on 23rd March, 2016.