

Modeling the Effect of Human Mobility on Dengue Transmission

Bentara Wadu Mesthrige Nadi Madushani De Silva^{1,*}, Shyam Sanjeeva Nishantha Perera¹,
Naleen Chaminda Ganegoda²

¹Department of Mathematics, University of Colombo, Colombo, Sri Lanka

²Department of Mathematics, University of Sri Jayewardenepura, Nugegoda, Sri Lanka

Email address:

madushani.ns@gmail.com (B. W. M. N. M. De Silva), ssnp@maths.cmb.ac.lk (S. S. N. Perera), naleen@sjp.ac.lk (N. C. Ganegoda)

*Corresponding author

To cite this article:

Bentara Wadu Mesthrige Nadi Madushani De Silva, Shyam Sanjeeva Nishantha Perera, Naleen Chaminda Ganegoda. Modeling the Effect of Human Mobility on Dengue Transmission. *Applied and Computational Mathematics*. Vol. 5, No. 4, 2016, pp. 169-176.

doi: 10.11648/j.acm.20160504.11

Received: June 14, 2016; **Accepted:** July 18, 2016; **Published:** August 3, 2016

Abstract: Dengue is one of the most prevalent viruses transmitted by mosquitoes where increasing incidence and severity claim severe social burden. This virus is common throughout the tropics and subtropics. Dengue is a virus which propagated during the day and thus the mobility of humans can cause it to spread quickly. In this paper, we introduce mobility of humans between two neighboring areas into a mathematical model for the transmission of dengue. Dengue transmission is modeled using the classical SIR model. Simulations have been carried under four cases to compare the impact of human mobility to propagate the dengue disease. These cases are based on existence of dengue and human mobility direction regarding neighboring area. Numerical simulations are carried out using Matlab routine ode 45.

Keywords: Dengue Disease, Mathematical Model, Human Mobility

1. Introduction

Dengue fever is reported throughout the nineteenth and early twentieth centuries in the America, Southern Europe, North Africa, the eastern Mediterranean, Asia, Australia, and on various islands in the Indian Ocean, the south, central Pacific and the Caribbean. It is named in 1779 and the first recorded epidemics is occurred in Asia, Africa and North America in the 1780s [12]. It is caused by family of viruses that is transmitted by *Aedes Aegypti* mosquitoes. This disease is classified into three forms; dengue fever (DF), dengue hemorrhagic fever (DHF) and dengue shock syndrome (DSS). DF is a flu-like illness that affects infants, young children and adults, but seldom causes death. DHF is more severe and associated with loss of appetite, vomiting, high fever, headache and abdominal pain. During dengue epidemics in the Philippines and Thailand, DHF is first identified in the 1950s [13]. The dengue flavivirus occurs in four different serotypes, namely DEN-1, DEN-2, DEN-3 and DEN-4. Contracting one form of dengue fever provides lifelong

immunity from that serotype, but not from the other serotypes. When a female *Aedes* mosquito bites a person infected with dengue, the virus incubates in the insect's body for 8-11 days, after which the mosquito can spread the disease to other humans for the remainder of the insect's life span which is between 15 and 65 days [1, 3].

Dengue is currently the most prevalent mosquito-borne viral disease affecting humans with 50-100 million estimated cases of dengue fever and 250,000 to 500,000 cases of the more severe dengue hemorrhagic fever/dengue shock syndrome each year, with about 20,000 deaths [5]. The World Health Organization estimates that 3.9 billion people in 128 countries are at risk for dengue [13]. During the past few years, the characteristics of dengue in Sri Lanka appear to have changed [18]. For instance, a decade ago, children were predominantly affected, but in recent years, increasing numbers of adult dengue patients have been seen, with both significant morbidity and increasing number of adult deaths due to dengue. Therefore, it is very important to investigate, how this virus spreads while considering their age, gender and

other demographic factors.

Mosquitoes carrying dengue typically bite during the daytime, particularly around sunrise and sunset. During the daytime there is high mobility of human because humans move for work, school, shopping and general needs. Since dengue mosquitoes usually only fly short distances (50-200m) mosquito mobility does not make a significant influence to spread of dengue in between regions/cities. However, human mobility plays a vital role in the spread of dengue fever in inter region. This paper is an attempt to investigate and model the impact of human mobility to spread of dengue in two neighboring cities or regions.

2. The Mathematical Model

Even though vector (mosquito)-transmitted diseases have been around for centuries, we are still trying to determine mathematical models and identify control measure for many of these diseases. History of using epidemiological model goes 1760. The great mathematician, Daniel Bernoulli, formulated epidemiological model with the aim of evaluating the impact of variolation on human life expectancy [6]. In 1927, Kermack and Mckendrick introduced the threshold theorem, which is one of the key concepts in epidemiology [6].

Modeling the spread of Dengue with ordinary differential equations began in the early 1990s. In [8], the authors look at modeling two specific outbreaks of dengue in South America, one with control of the vectors and one without. Santos et al [9] use a cellular automata approach to model the dynamics of dengue spread. In [10], a differential equation model for dengue with susceptible, exposed, and infected mosquitoes and humans are presented. These models are the basis of most of developed models by adding further; many additional factors such as climate, breeding conditions, locality and etc. In [11], the authors introduce a partial differential equation with aquatic, susceptible, and infectious mosquitoes with spatial diffusion considered only in a small locality, no large scale spread of humans is considered in this model. Cross Wavelet power spectrum and Cohency analysis are performed identify dengue spread among Colombo city and neighbouring cities [14]. In [16], the two patch system are developed to identify the movement of human mobility in between two patches. In [17], a conceptual model to evaluate the importance of variation in exposure due to individual human movement for pathogen transmission, focusing on mosquito-borne dengue virus.

The Model formation

In this paper, we present a mathematical model for the transmission of dengue which considers the mobility of the human population between two neighboring regions.

The birth and death for the human population are omitted. The human population is divided into three classes namely, susceptible, infected, and recovered. A susceptible human is the person who is not immune and not infected [1]. An infected human is the person who is got dengue virus from the infected vector [3]. While, a recovered person is the infected

person after the viremia stage until after they recovered from dengue virus infection [3]. The vector population is divided into two classes as susceptible and infected. Since life time of the vector population is very low compared to human life time, recovered class of vectors is not considered. In addition, no incubation period is incorporated into this model.

Let $S_{C_1}^H(t)$ be the number of susceptible humans in region C_1 at time t , $I_{C_1}^H(t)$ be the number of infected humans in region C_1 at time t , $R_{C_1}^H(t)$ be the number of removed humans in C_1 at time t , $S_{C_1}^V(t)$ be the number of susceptible mosquitoes in region C_1 at time t , $I_{C_1}^V(t)$ be the number of infected mosquitoes in region C_1 at time t , $S_{C_2}^H(t)$ be the number of susceptible humans in region C_2 at time t , $I_{C_2}^H(t)$ be the number of infected humans in region C_2 at time t , $R_{C_2}^H(t)$ be the number of removed humans in C_2 at time t , $S_{C_2}^V(t)$ be the number of susceptible mosquitoes in region C_2 at time t , $I_{C_2}^V(t)$ be the number of infected mosquitoes region C_2 at time t . The transmission models of dengue with human mobility between two neighboring regions are described by system of differential equations. System (1-5) describes the dynamics of dengue in region C_1 .

In model, $\alpha_{12}S_{C_1}^H$ and $\alpha_{21}S_{C_2}^H$ denote the mobility of susceptible human from region C_1 to region C_2 and the mobility of susceptible human from region C_2 to region C_1 respectively. Let α_{12} , β_{12} , γ_{12} denote the rate of the mobility from region C_1 to C_2 of susceptible, infected and recovered individuals respectively. In addition, let α_{21} , β_{21} , γ_{21} denote the rate of the mobility from region C_2 to C_1 of susceptible, infected and recovered individuals respectively. Susceptible human in region C_1 ($S_{C_1}^H - \alpha_{12}S_{C_1}^H + \alpha_{21}S_{C_2}^H$) have the probability of being infected with dengue virus at a rate $\frac{b_{C_1}\beta_{C_1}I_{C_1}^V}{N_1}$, where $N_1 = N_{C_1}^H - \alpha_{12}S_{C_1}^H - \beta_{12}I_{C_1}^H - \gamma_{12}R_{C_1}^H + \alpha_{21}S_{C_2}^H + \beta_{21}I_{C_2}^H + \gamma_{21}R_{C_2}^H$. Let b_{C_1} and β_{C_1} denote the biting rate of the vector population in region C_1 and the transmission probability from vector to human in region C_1 . Members of the human population in the region C_1 that recover their health after infected are $\gamma_{C_1}(I_{C_1}^H - \beta_{12}I_{C_1}^H + \beta_{21}I_{C_2}^H)$. The mobility of infected human from region C_1 to region C_2 and the mobility of infected human from region C_2 to region C_1 are represented by $\beta_{12}I_{C_1}^H$ and $\beta_{21}I_{C_2}^H$. The mobility of recovered human from region C_1 to region C_2 and the mobility of recovered human from region C_2 to region C_1 are represented by $\gamma_{12}R_{C_1}^H$ and $\gamma_{21}R_{C_2}^H$. Birth of the mosquito to the susceptible compartment

is $\lambda_{VC_1} N_{C_1}^V$. The number of deaths among the susceptible mosquito population is $\lambda_{VC_1} S_{C_1}^V$ at any given time and the number of deaths among the infected mosquito population is $\lambda_{VC_1} I_{C_1}^V$. Susceptible mosquito in region have the probability of being infected with dengue virus at a rate $\frac{b_{C_1} \beta_{VC_1} (I_{C_1}^H - \beta_{12} I_{C_1}^H + \beta_{21} I_{C_2}^H)}{N_1}$. Let β_{VC_1} denotes the transmission probability from human to vector in region C_1 . System (6-10) also describes the dynamics of dengue in region C_2 . Similarly, this system also can be described as above. In system (6-10),

let b_{C_2} , β_{C_2} , γ_{C_2} , β_{VC_2} and λ_{VC_2} denote biting rate of the vector population in region C_2 , transmission probability from vector to human in region C_2 , recovery rate of humans in region C_2 , transmission probability from human to vector in region C_2 and birth/death rate in the vector population in region C_2 respectively. Also N_2 denotes $N_{C_2}^H + \alpha_{12} S_{C_1}^H + \beta_{12} I_{C_1}^H + \gamma_{12} R_{C_1}^H - \alpha_{21} S_{C_2}^H - \beta_{21} I_{C_2}^H - \gamma_{21} R_{C_2}^H$. The systematic diagram for dengue transmission process is shown in Figure 1.

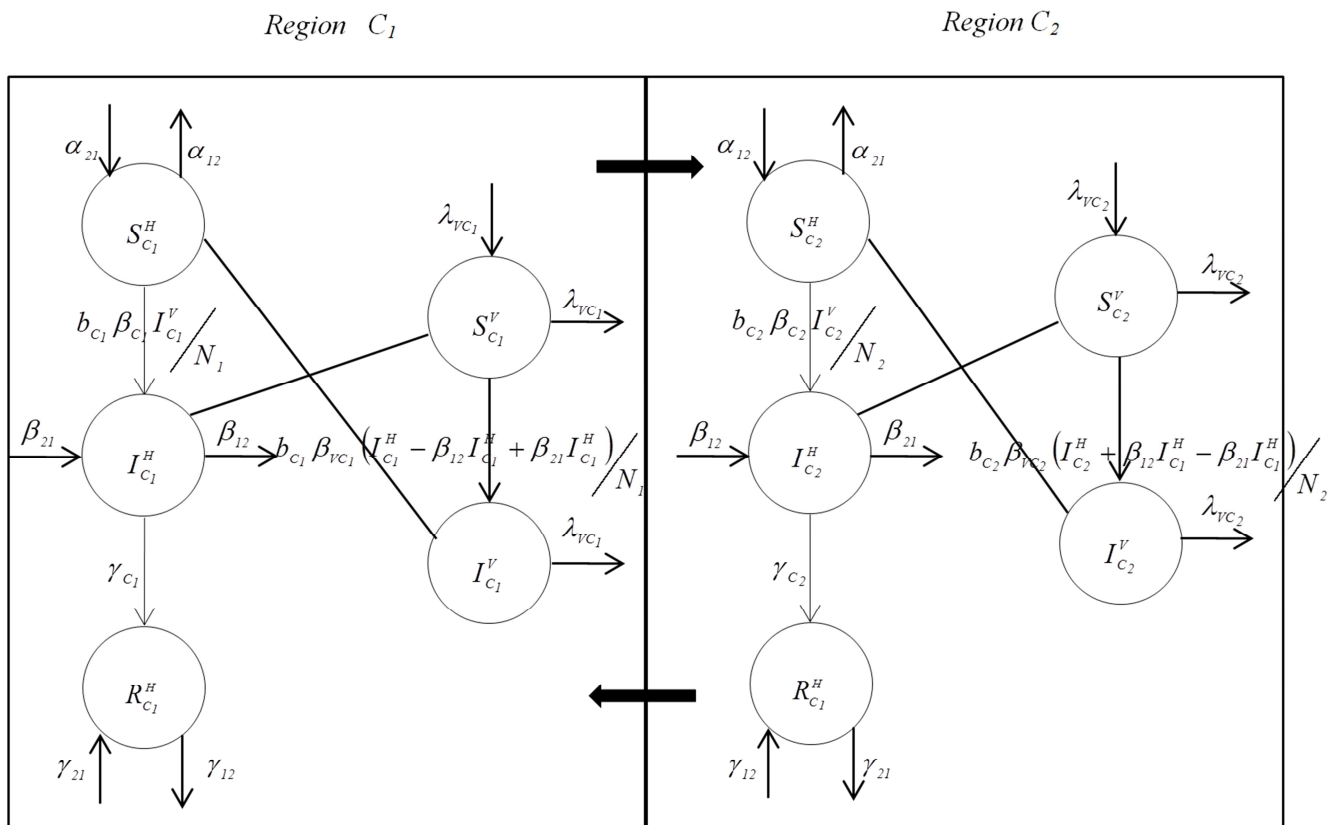


Figure 1. A Systematic diagram of model.

$$\frac{dS_{C_1}^H}{dt} = - \left(\frac{b_{C_1} \beta_{C_1} I_{C_1}^V (S_{C_1}^H - \alpha_{12} S_{C_1}^H + \alpha_{21} S_{C_2}^H)}{N_{C_1}^H - \alpha_{12} S_{C_1}^H - \beta_{12} I_{C_1}^H - \gamma_{12} R_{C_1}^H + \alpha_{21} S_{C_2}^H + \beta_{21} I_{C_2}^H + \gamma_{21} R_{C_2}^H} \right) - \alpha_{12} S_{C_1}^H + \alpha_{21} S_{C_2}^H \quad (1)$$

$$\frac{dI_{C_1}^H}{dt} = \left(\frac{b_{C_1} \beta_{C_1} I_{C_1}^V (S_{C_1}^H - \alpha_{12} S_{C_1}^H + \alpha_{21} S_{C_2}^H)}{N_{C_1}^H - \alpha_{12} S_{C_1}^H - \beta_{12} I_{C_1}^H - \gamma_{12} R_{C_1}^H + \alpha_{21} S_{C_2}^H + \beta_{21} I_{C_2}^H + \gamma_{21} R_{C_2}^H} \right) - \gamma_{C_1} (I_{C_1}^H - \beta_{12} I_{C_1}^H + \beta_{21} I_{C_2}^H) - \beta_{12} I_{C_1}^H + \beta_{21} I_{C_2}^H \quad (2)$$

$$\frac{dR_{C_1}^H}{dt} = \gamma_{C_1} (I_{C_1}^H - \beta_{12} I_{C_1}^H + \beta_{21} I_{C_2}^H) - \gamma_{12} R_{C_1}^H + \gamma_{21} R_{C_2}^H \quad (3)$$

$$\frac{dS_{C_1}^V}{dt} = \lambda_{VC_1} N_{C_1}^V - \left(\frac{b_{C_1} \beta_{VC_1} (I_{C_1}^H - \beta_{12} I_{C_1}^H + \beta_{21} I_{C_2}^H) S_{C_1}^V}{N_{C_1}^H - \alpha_{12} S_{C_1}^H - \beta_{12} I_{C_1}^H - \gamma_{12} R_{C_1}^H + \alpha_{21} S_{C_2}^H + \beta_{21} I_{C_2}^H + \gamma_{21} R_{C_2}^H} \right) - \lambda_{VC_1} S_{C_1}^V \quad (4)$$

$$\frac{dI_{C_1}^V}{dt} = \left(\frac{b_{C_1} \beta_{VC_1} (I_{C_1}^H - \beta_{12} I_{C_1}^H + \beta_{21} I_{C_2}^H) S_{C_1}^V}{N_{C_1}^H - \alpha_{12} S_{C_1}^H - \beta_{12} I_{C_1}^H - \gamma_{12} R_{C_1}^H + \alpha_{21} S_{C_2}^H + \beta_{21} I_{C_2}^H + \gamma_{21} R_{C_2}^H} \right) - \lambda_{VC_1} I_{C_1}^V \quad (5)$$

$$\frac{dS_{C_2}^H}{dt} = - \left(\frac{b_{C_2} \beta_{C_2} I_{C_2}^V (S_{C_2}^H + \alpha_{12} S_{C_1}^H - \alpha_{21} S_{C_2}^H)}{N_{C_2}^H + \alpha_{12} S_{C_1}^H + \beta_{12} I_{C_1}^H + \gamma_{12} R_{C_1}^H - \alpha_{21} S_{C_2}^H - \beta_{21} I_{C_2}^H - \gamma_{21} R_{C_2}^H} \right) + \alpha_{12} S_{C_1}^H - \alpha_{21} S_{C_2}^H \quad (6)$$

$$\frac{dI_{C_2}^H}{dt} = \left(\frac{b_{C_2} \beta_{C_2} I_{C_2}^V (S_{C_2}^H + \alpha_{12} S_{C_1}^H - \alpha_{21} S_{C_2}^H)}{N_{C_2}^H + \alpha_{12} S_{C_1}^H + \beta_{12} I_{C_1}^H + \gamma_{12} R_{C_1}^H - \alpha_{21} S_{C_2}^H - \beta_{21} I_{C_2}^H - \gamma_{21} R_{C_2}^H} \right) - \gamma_{C_2} (I_{C_2}^H + \beta_{12} I_{C_1}^H - \beta_{21} I_{C_2}^H) + \beta_{12} I_{C_1}^H - \beta_{21} I_{C_2}^H \quad (7)$$

$$\frac{dR_{C_2}^H}{dt} = \gamma_{C_2} (I_{C_2}^H + \beta_{12} I_{C_1}^H - \beta_{21} I_{C_2}^H) + \gamma_{12} R_{C_1}^H - \gamma_{21} R_{C_2}^H \quad (8)$$

$$\frac{dS_{C_2}^V}{dt} = \lambda_{VC_2} N_{C_2}^V - \left(\frac{b_{C_2} \beta_{VC_2} (I_{C_2}^H + \beta_{12} I_{C_1}^H - \beta_{21} I_{C_2}^H) S_{C_2}^V}{N_{C_2}^H + \alpha_{12} S_{C_1}^H + \beta_{12} I_{C_1}^H + \gamma_{12} R_{C_1}^H - \alpha_{21} S_{C_2}^H - \beta_{21} I_{C_2}^H - \gamma_{21} R_{C_2}^H} \right) - \lambda_{VC_2} S_{C_2}^V \quad (9)$$

$$\frac{dI_{C_2}^V}{dt} = \left(\frac{b_{C_2} \beta_{VC_2} (I_{C_2}^H + \beta_{12} I_{C_1}^H - \beta_{21} I_{C_2}^H) S_{C_2}^V}{N_{C_2}^H + \alpha_{12} S_{C_1}^H + \beta_{12} I_{C_1}^H + \gamma_{12} R_{C_1}^H - \alpha_{21} S_{C_2}^H - \beta_{21} I_{C_2}^H - \gamma_{21} R_{C_2}^H} \right) - \lambda_{VC_2} I_{C_2}^V \quad (10)$$

With the condition,

$$S_{C_1}^H + I_{C_1}^H + R_{C_1}^H + S_{C_2}^H + I_{C_2}^H + R_{C_2}^H = N_{C_1}^H + N_{C_2}^H = N, \quad S_{C_1}^V + I_{C_1}^V = N_{C_1}^V \quad \text{and} \quad S_{C_2}^V + I_{C_2}^V = N_{C_2}^V$$

where, $N_{C_1}^H$ is the total human population in region C_1 ,

$N_{C_2}^H$ is the total human population in region C_2 ,

N is the total human population of region C_1 and C_2 ,

$N_{C_1}^V$ is the total mosquito population in region C_1 ,

$N_{C_2}^V$ is the total mosquito population in region C_2 .

We assume, both human population of the two neighboring region and vector population are constant in both region. We normalize (1-5) and (6-10) by letting,

$$\begin{aligned} S_{C_1}^{H*} &= \frac{S_{C_1}^H}{N} & I_{C_1}^{H*} &= \frac{I_{C_1}^H}{N} & R_{C_1}^{H*} &= \frac{R_{C_1}^H}{N} & S_{C_1}^{V*} &= \frac{S_{C_1}^V}{N} & I_{C_1}^{V*} &= \frac{I_{C_1}^V}{N} \\ S_{C_2}^{H*} &= \frac{S_{C_2}^H}{N} & I_{C_2}^{H*} &= \frac{I_{C_2}^H}{N} & R_{C_2}^{H*} &= \frac{R_{C_2}^H}{N} & S_{C_2}^{V*} &= \frac{S_{C_2}^V}{N} & I_{C_2}^{V*} &= \frac{I_{C_2}^V}{N}. \end{aligned} \quad (11)$$

Dropping the stars and rearranging the terms system (1-5) and (6-10) read as

$$\frac{dS_{C_i}^H}{dt} = - \left(\frac{b_{C_i} \beta_{C_i} n_{C_i} I_{C_i}^V (S_{C_i}^H + (-1)^i (\alpha_{12} S_{C_1}^H - \alpha_{21} S_{C_2}^H))}{N_{C_i}^H + \sum_{j=1, j \neq i}^2 \sum_{i=1}^2 ((-1)^i (\alpha_{ij} S_{C_i}^H + \beta_{ij} I_{C_i}^H + \gamma_{ij} R_{C_i}^H))} \right) + (-1)^i (\alpha_{12} S_{C_1}^H - \alpha_{21} S_{C_2}^H) \quad (12)$$

$$\frac{dI_{C_i}^H}{dt} = \left(\frac{b_{C_i} \beta_{C_i} n_{C_i} I_{C_i}^V (S_{C_i}^H + (-1)^i (\alpha_{12} S_{C_1}^H - \alpha_{21} S_{C_2}^H))}{N_{C_i}^H + \sum_{j=1, j \neq i}^2 \sum_{i=1}^2 ((-1)^i (\alpha_{ij} S_{C_i}^H + \beta_{ij} I_{C_i}^H + \gamma_{ij} R_{C_i}^H))} \right) - \gamma_{C_i} (I_{C_i}^H + (-1)^i (\beta_{12} I_{C_1}^H - \beta_{21} I_{C_2}^H)) + (-1)^i (\beta_{12} I_{C_1}^H - \beta_{21} I_{C_2}^H) \quad (13)$$

$$\frac{dR_{C_i}^H}{dt} = \gamma_{C_i} \left(I_{C_i}^H + (-1)^i (\beta_{12} I_{C_1}^H - \beta_{21} I_{C_2}^H) \right) + (-1)^i (\gamma_{12} R_{C_1}^H - \gamma_{21} R_{C_2}^H) \quad (14)$$

$$\frac{dS_{C_i}^V}{dt} = \lambda_{VC_i} - \lambda_{VC_i} S_{C_i}^V - b_{C_i} \beta_{VC_i} \left(\frac{(I_{C_i}^H + (-1)^i (\beta_{12} I_{C_1}^H - \beta_{21} I_{C_2}^H)) S_{C_i}^V}{N_{C_i}^H + \sum_{j=1, j \neq i}^2 \sum_{i=1}^2 ((-1)^i (\alpha_{ij} S_{C_i}^H + \beta_{ij} I_{C_i}^H + \gamma_{ij} R_{C_i}^H))} \right) \quad (15)$$

$$\frac{dI_{C_i}^V}{dt} = b_{C_i} \beta_{VC_i} \left(\frac{(I_{C_i}^H + (-1)^i (\beta_{12} I_{C_1}^H - \beta_{21} I_{C_2}^H)) S_{C_i}^V}{N_{C_i}^H + \sum_{j=1, j \neq i}^2 \sum_{i=1}^2 ((-1)^i (\alpha_{ij} S_{C_i}^H + \beta_{ij} I_{C_i}^H + \gamma_{ij} R_{C_i}^H))} \right) - \lambda_{VC_i} I_{C_i}^V \quad (16)$$

where $i=1, 2$.

Table 1 summaries the parameters and their numerical values used in simulation [3, 4].

System (12-16) is solved using MATLAB routine ode 45.

This routine is an implementation of explicit Runge-Kutta (4, 5) pair.

Table 1. Parameter definition and values use in numerical simulation.

Parameter	Description	Value
b_{C_1}	Biting rate of the vector population in region C_1	0.3
b_{C_2}	Biting rate of the vector population in region C_2	0.2
β_{C_1}	Transmission probability from vector to human in region C_1	0.5
β_{C_2}	Transmission probability from vector to human in region C_2	0.4
β_{VC_1}	Transmission probability from human to vector in region C_1	0.7
β_{VC_2}	Transmission probability from human to vector in region C_2	0.6
γ_{C_1}	Recovery rate of humans in region C_1	0.3
γ_{C_2}	Recovery rate of humans in region C_2	0.4
n_{C_1}	Mosquito density in region C_1 $\left(\frac{N_{C_1}^V}{N} \right)$	4
n_{C_2}	Mosquito density in region C_2 $\left(\frac{N_{C_2}^V}{N} \right)$	3
λ_{VC_1}	Birth (Death) rate in the vector population in region C_1	0.071
λ_{VC_2}	Birth (Death) rate in the vector population in region C_1	0.06
α_{ij}	Mobility rate of the susceptible humans from region C_i and C_j	0-1
β_{ij}	Mobility rate of the infected humans from region C_i and C_j	0-1
γ_{ij}	Mobility rate of the recovered humans from region C_i and C_j	0-1

3. Results and Discussions

Dengue existing area and human mobility direction are main factors of this mathematical model. We begin by assuming that region C_1 consists of dengue patients whereas region C_2 is free of infected human under these conditions, we consider the effect of mobility from region C_2 to region C_1 . Notice, in Figure 2, that during this time interval, the infected human proportion in region C_2 (Figure 2f), the

infected mosquito proportion in region C_2 (Figure 2h) and the susceptible mosquito proportion in region C_2 (Figure 2g) remain continuously constant. However the susceptible human proportion in region C_2 (Figure 2e) decreases because the susceptible humans move to region C_1 .

In Figure 3, again C_1 initially consists of infected humans while region C_2 is free of dengue; however in this case humans are only moving from region C_1 to region C_2 . Notice in Figure 3f that initially the infected human proportion

increases in region C_2 followed by an increase in the infected mosquito proportion in region C_2 (Figure 3h). In addition, susceptible human proportion in area C_1 (Figure 3a), infected human proportion in area C_1 (Figure 3b) and

infected mosquito proportion in area C_1 (Figure 3d) decrease during this time interval, finally approaching zero. During this same time period, the susceptible mosquito proportion in area C_1 (Figure 3c) increase to one.

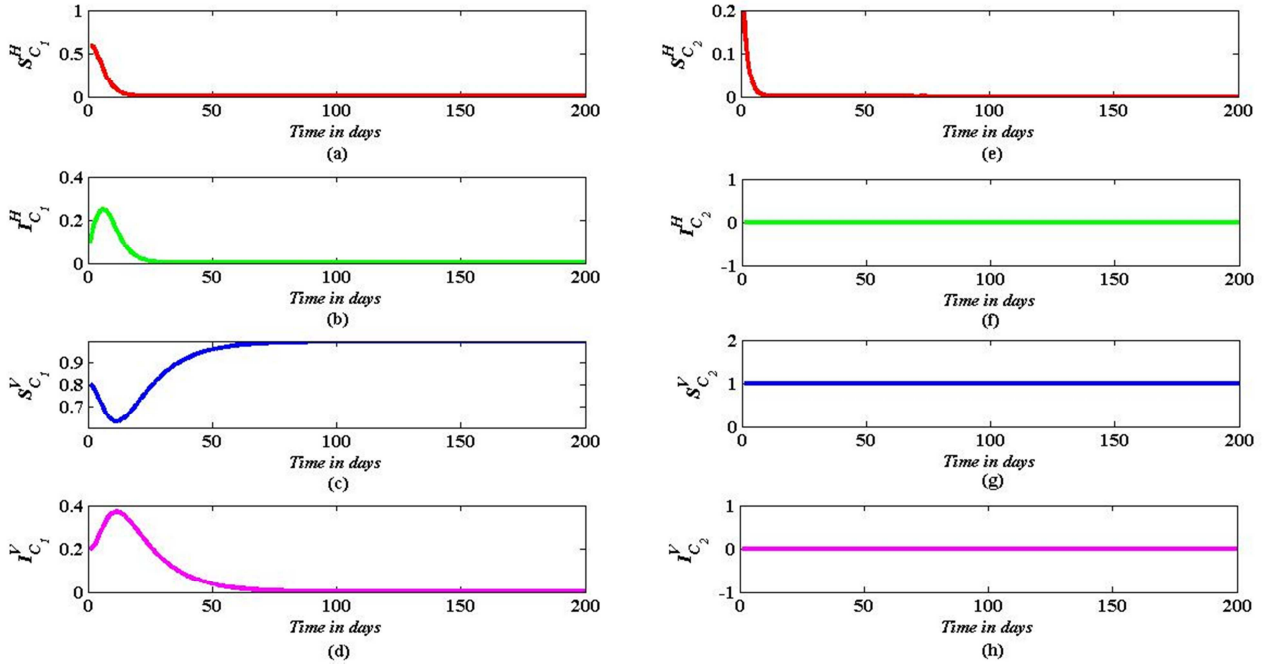


Figure 2. Dynamics of (a) Susceptible human in region C_1 (b) Infected human in region C_1 (c) Susceptible mosquito in region C_1 (d) Infected mosquito in region C_1 (e) Susceptible human in region C_2 (f) Infected human in region C_2 (g) Susceptible mosquito in region C_2 (h) Infected mosquito in region C_2 . Initial condition $S_{C_1}^H = 0.6$, $I_{C_1}^H = 0.1$, $R_{C_1}^H = 0.1$, $S_{C_1}^V = 0.8$, $I_{C_1}^V = 0.2$, $S_{C_2}^H = 0.2$, $I_{C_2}^H = 0$, $R_{C_2}^H = 0$, $S_{C_1}^V = 1$, $I_{C_2}^V = 0$.

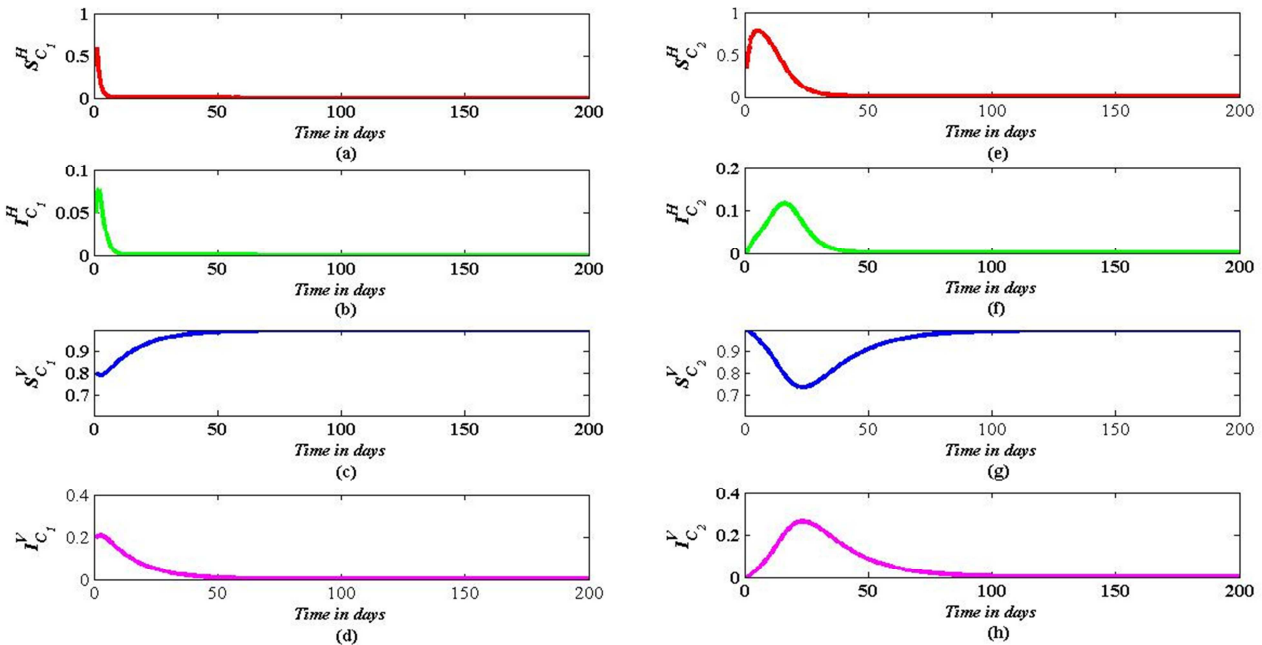


Figure 3. Dynamics of (a) Susceptible human in region C_1 (b) Infected human in region C_1 (c) Susceptible mosquito in region C_1 (d) Infected mosquito in region C_1 (e) Susceptible human in region C_2 (f) Infected human in region C_2 (g) Susceptible mosquito in region C_2 (h) Infected mosquito in region C_2 . Initial condition $S_{C_1}^H = 0.6$, $I_{C_1}^H = 0.05$, $R_{C_1}^H = 0$, $S_{C_1}^V = 0.8$, $I_{C_1}^V = 0.2$, $S_{C_2}^H = 0.35$, $I_{C_2}^H = 0$, $R_{C_2}^H = 0$, $S_{C_1}^V = 1$, $I_{C_2}^V = 0$.

In the scenario present in *Figure 4*, initially only humans in region C_1 may be infected with dengue; however the human population has mobility between regions C_1 and C_2 . Note that in this case the behavior of both the mosquito and human population in region C_1 and C_2 are similar where region C_2 's behaviors lag those in region C_1 .

We explore the spread of dengue with both populations in regions C_1 and C_2 . These results can be seen in *Figure 5*.

As in *Figure 4*, behavior of the mosquito and the human populations in both regions are similar with only the parameters affecting what happens initially. In *Figure 4*, parameter values of α_{21} , β_{21} , γ_{21} , α_{12} , β_{12} , γ_{12} are 0.5, 0.3, 0.6, 0.2, 0.1, 0.2 respectively. In *Figure 5*, parameter values of α_{21} , β_{21} , γ_{21} , α_{12} , β_{12} , γ_{12} are 0.8, 0.4, 0.7, 0.2, 0.1, 0.2 respectively. Different between *Figure 4* and *Figure 5* are initial condition and above parameter values.

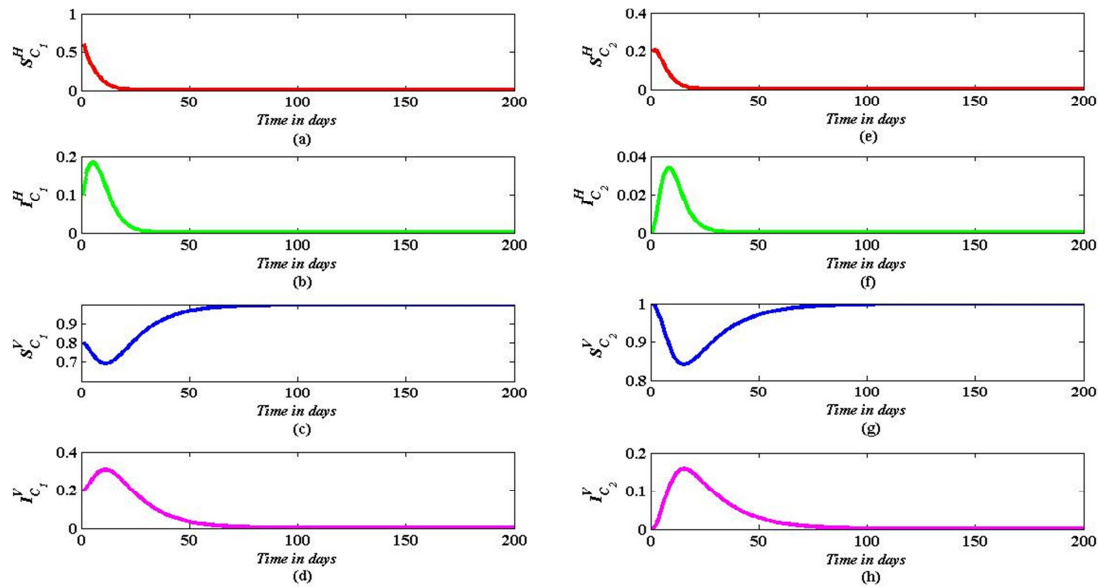


Figure 4. Dynamics of (a) Susceptible human in region C_1 (b) Infected human in region C_1 (c) Susceptible mosquito in region C_1 (d) Infected mosquito in region C_1 (e) Susceptible human in region C_2 (f) Infected human in region C_2 (g) Susceptible mosquito in region C_2 (h) Infected mosquito in region C_2 . Initial condition $S_{C_1}^H = 0.6$, $I_{C_1}^H = 0.1$, $R_{C_1}^H = 0.1$, $S_{C_1}^V = 0.8$, $I_{C_1}^V = 0.2$, $S_{C_2}^H = 0.2$, $I_{C_2}^H = 0$, $R_{C_2}^H = 0$, $S_{C_1}^V = 1$, $I_{C_2}^V = 0$.

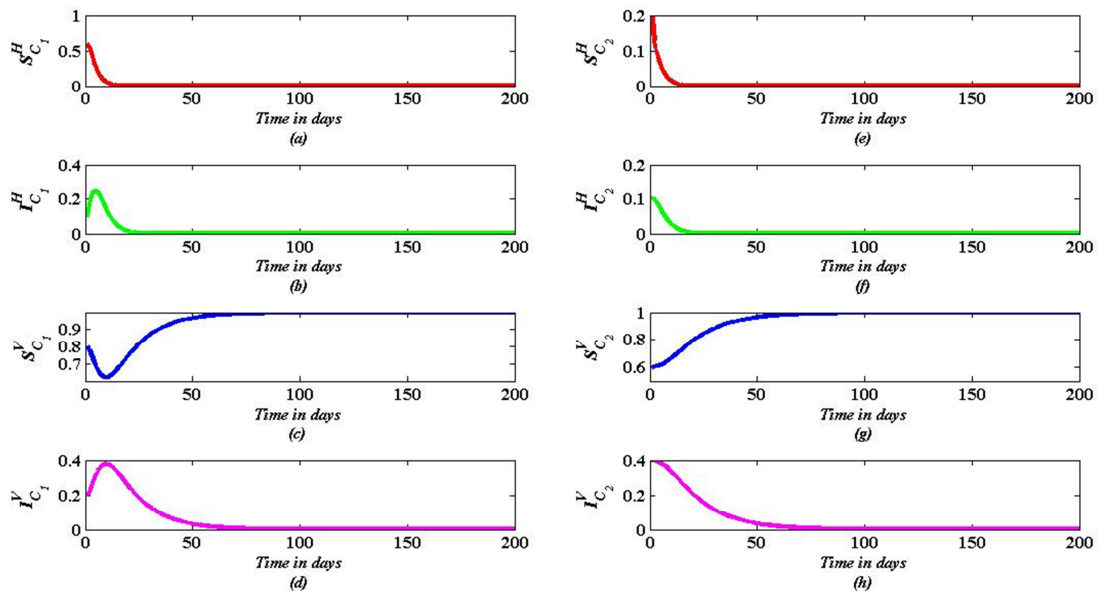


Figure 5. Dynamics of (a) Susceptible human in region C_1 (b) Infected human in region C_1 (c) Susceptible mosquito in region C_1 (d) Infected mosquito in region C_1 (e) Susceptible human in region C_2 (f) Infected human in region C_2 (g) Susceptible mosquito in region C_2 (h) Infected mosquito in region C_2 . Initial condition $S_{C_1}^H = 0.6$, $I_{C_1}^H = 0.1$, $R_{C_1}^H = 0$, $S_{C_1}^V = 0.8$, $I_{C_1}^V = 0.2$, $S_{C_2}^H = 0.2$, $I_{C_2}^H = 0.1$, $R_{C_2}^H = 0$, $S_{C_1}^V = 0.6$, $I_{C_2}^V = 0.4$.

4. Conclusions

Impact of the human mobility to transmission of dengue disease between two neighboring regions is considered. Here, we consider two regions, namely region C_1 and region C_2 . We study the impact of human mobility effect to dengue dynamics under four cases. In first three cases, we assume that region C_1 is dengue existing area where region C_2 is free from dengue. Initially human mobility exists from region C_2 to C_1 followed by the mobility from C_1 to C_2 and in the third case mobility exists from region C_2 to C_1 and C_1 to C_2 . In the final case, it is assumed that both the regions C_1 and C_2 are affected by the dengue disease and mobility then occurs from the both regions.

It is found that dengue disease can be propagated to disease free area if human mobility exists from dengue existing area to dengue free area. This model can be used to analyse risk of dengue transmission subject to human mobility. For example, according to the simulation we can observe that within 20 days, there is a high risk of dengue and within 50 days dengue disease dies out.

Particularly in large commercial cities, where the visiting population is large, we see that spread of dengue can be affected. Multiple localities and serotypes could complicate the epidemic problem even further. By adding other factors such as climate, socio economic etc can be model further extended.

Acknowledgement

These studies were made possible by grant from the university of Colombo Research Grant scheme. The work was carried out at Research and Development Center for Mathematical Modeling, Department of Mathematics, University of Colombo, Sri Lanka.

References

- [1] Boston College, Biology Department, Dengue, (2014, July 8), Retrieved from <http://www.bc.edu/schools/cas/biology/research/infect/dengue.html>.
- [2] M. Derouich, and A. Boutayeb, "Dengue fever: Mathematical Modeling and Computer Simulation," *Applied Mathematics and Computation*, vol. 177, No 2, 2006, pp 528-544.
- [3] P. Puntani, "Transmission Model for Dengue Disease with and without the Effect of Extrinsic Incubation Period," *KMITL Sci. Tech. J.*, vol. 6, No 2, 2006, pp 74-82.
- [4] M. Derouich, A. Boutayeb, and E. H. Twizell, "A model of dengue fever," *BioMedical Engineering OnLine*, vol. 2, No 4, 2003, pp 1-10.
- [5] National Institute for Allergy and Infectious Disease, Dengue Fever, (2014, July 8), Retrieved from <http://www.niaid.nih.gov/topics/DengueFever/Research/BasicResearch/pages/howdenguematures.aspx>
- [6] M. Choisy, J. F. Guegan and P. Rohani, "Mathematical Modeling of infectious Diseases Dynamics," *Encyclopedia of infectious Diseases: Modern Methodologies*.
- [7] R. Sinden, "Malaria, Mosquitoes and the Legacy of Ronald Ross," *Bull World Health Organ*, vol. 85, No. 11, 2007, pp 894-896.
- [8] S. T. R. Pinho, C. P. Ferreira, L. Esteva, F. R. Barreto, V. C. Morato e Silva and M. G. L. Teixeira, "Modelling the Dynamics of Dengue Real Epidemics," *Philosophical Transactions of the Royal Society A*, vol. 368, 2010, pp 5679-5693.
- [9] L. B. L. Santos, M. C. Costa, S. T. R. Pinho, R. F. S. Andrade, F. R. Barreto, M. G. Teixeira and M. L. Barreto, "Periodic Forcing in a Three-Level Cellular Automata Model for a Vector-Transmitted Disease," *Physical. Review. E*, vol. 80, 2009, pp 016102-016109.
- [10] H. M. Yang, and C. P. Ferrerira, "Assessing the Effects Vector Control on Dengue Transmission," *Applied Mathematics and Computation*, vol. 198, 2008, pp 401-413.
- [11] N. A. Maidana, and H. M. Yang, "Describing the Geographic Spread of Dengue Disease by Traveling Waves," *Mathematical Biosciences*, vol. 215, 2008, pp 64-77.
- [12] History of Dengue, (2016), Dengue Virus Net, <http://www.Denguevirusnet.com/history-of-Dengue.html>.
- [13] Dengue and Severe dengue, (2016, April), WHO, <http://www.who.int/mediacentre/factsheets/fs117/en/>.
- [14] W. P. T. M. Wickrmaarachchi, S. S. N. Perera, S. Jayasinghe, and P. Kariyawasam, "The influence of the human mobility for dengue disease transmission in Urban Colombo and bordering areas of Colombo: A cross wavelet approach," *International Conference of Eastern University Sri Lanka*, 2013, pp 24.
- [15] W. P. T. M. Wickrmaarachchi, S. S. N. Perera, S. Jayasinghe, P. Kariyawasam, and P. Kariyawasam "Mathematical Modeling and Dengue: An analysis of Incidence of Dengue in Urban Colombo using Wavelet Approach," *International Conference on Public Health Innovations, National Institute of Health Sciences, Sri Lanka*, 2013, pp 49.
- [16] Sunmi Lee, and Carlos Castillo-Chavez "The role of residence time in two-patch dengue transmission dynamics and optimal strategies," *Journal of Theoretical Biology*, vol. 374, 2015, pp 152-164.
- [17] Steven T. Stoddard, Amy C. Morrison, Gonzalo M. Vazquez-Prokopec, Valerie Paz Soldan, Tadeusz J. Kochel, Uriel Kitron, John P. Elder, and Thomas W. Scott, "The role of Human Movement in the transmission of Vector-Borne Pathogens," *PLOS Neglected Tropical Disease*, vol. 3, No 7, 2009, pp e481
- [18] Sumith Pathirana, Mosato Kawabata, "Study of potential risk of dengue disease outbreak in Sri Lanka using GIS and statistical modeling," *Southern Cross University*, vol 8, 2009, pp 8-17.